

Official results for World Orienteering Championships 2024 - Sprint Relay

Name: Sprint Relay










Organiser:  Great Britain



Date: 14 July 2024

Mixed 34 starting competitors
[Leg 1](#) | [Leg 2](#) | [Leg 3](#) | [Leg 4](#) | **Total**

Plac	Name	Leg time	Leg pl	Leg diff	Time	Co plac	Diff
1	 Switzerland 1				58:43.30		
	1. Natalia Gemperle	14:50.59	4		14:50.59	4	
	2. Riccardo Rancan	14:37.09	2		29:27.80	2	-2
	3. Joey Hadorn	14:37.59	6		44:05.40	1	-1
	4. Simona Aebersold	14:37.80	1		58:43.30	1	0
2	 Finland 1				59:22.10		
	1. Maija Sianoja	15:04.20	8		15:04.20	8	
	2. Miika Kirmula	14:43.00	4		29:47.30	4	-4
	3. Tuomas Heikkila	14:21.09	2		44:08.40	3	-1
	4. Venla Harju	15:13.59	3		59:22.10	2	-1
3	 Norway 1				59:46.60		
	1. Victoria Haestad Bjornstad	14:59.40	6		14:59.40	6	
	2. Eirik Langedal Breivik	15:18.50	14		30:18.00	8	+2
	3. Kasper Harlem Fosser	14:11.09	1		44:29.20	5	-3
	4. Andrine Benjaminsen	15:17.30	4		59:46.60	3	-2
4	 Czechia 1				1:00:10.50		
	1. Barbora Matejkova	15:30.00	12		15:30.00	12	
	2. Jakub Glonek	14:48.90	6		30:19.00	10	-2
	3. Tomas Krivda	14:27.80	3		44:46.80	6	-4
	4. Tereza Janosikova	15:23.70	6		1:00:10.50	4	-2
5	 France 1				1:00:11.60		
	1. Isia Basset	15:34.40	16		15:34.40	16	
	2. Adrien Delenne	14:43.70	5		30:18.10	9	-7
	3. Loic Capbern	14:31.40	4		44:49.50	7	-2
	4. Cecile Calandry	15:22.00	5		1:00:11.60	5	-2
6	 Hungary 1				1:00:13.60		
	1. Viktoria Mag	15:04.09	7		15:04.09	7	
	2. Zoltan Bujdosó	15:08.80	12		30:13.00	6	-1
	3. Ferenc Jonas	14:57.90	11		45:11.00	8	+2
	4. Rita Maramarosi	15:02.50	2		1:00:13.60	6	-2
7	 Great Britain 1				1:00:16.50		
	1. Grace Molloy	14:48.50	2		14:48.50	2	
	2. Freddie Carcas	15:01.00	10		29:49.50	5	+3
	3. Ralph Street	14:32.09	5		44:21.70	4	-1
	4. Megan Carter Davies	15:54.80	9		1:00:16.50	7	+3
8	 Austria 1				1:01:26.70		
	1. Anna Groell	15:30.59	13		15:30.59	13	
	2. Jannis Bonek	14:56.20	9		30:26.80	11	-2
	3. Matthias Reiner	14:45.20	8		45:12.10	9	-2
	4. Ylvi Kastner	16:14.50	12		1:01:26.70	8	-1
9	 Spain 1				1:01:51.60		
	1. Nerea Gonzalez	15:13.70	9		15:13.70	9	
	2. Pablo Ferrando	15:24.09	16		30:37.80	13	+4
	3. Alvaro Casado	15:24.40	14		46:02.30	11	-2
	4. Ana Isabel Toledo	15:49.30	8		1:01:51.60	9	-2
10	 New Zealand 1				1:02:21.00		

Plac	Name	Leg time	Leg pl	Leg diff	Time	Co plac	Diff
	1. Laura Robertson	16:02.70	22		16:02.70	22	
	2. Joseph Lynch	15:16.30	13		31:19.00	15	-7
	3. Tim Robertson	14:57.30	10		46:16.40	15	0
	4. Lizzie Ingham	16:04.59	10		1:02:21.00	10	-5
11	 Belgium 1				1:02:48.80		
	1. Tille De Smul	15:47.40	18		15:47.40	18	
	2. Yannick Michiels	14:25.90	1		30:13.40	7	-11
	3. Warre De Cuyper	15:07.50	12		45:20.90	10	+3
	4. Marine Sillien	17:27.89	18		1:02:48.80	11	+1
12	 Ukraine 1				1:02:52.10		
	1. Olena Babych	15:31.20	14		15:31.20	14	
	2. Illia Otreshko	15:50.50	18		31:21.69	16	+2
	3. Ruslan Glibov	14:51.70	9		46:13.50	14	-2
	4. Olena Pitirimova	16:38.50	14		1:02:52.10	12	-2
13	 Germany 1				1:03:09.70		
	1. Hanna Mueller	15:34.30	15		15:34.30	15	
	2. Felix Spaeth	15:07.40	11		30:41.69	14	-1
	3. Anselm Reichenbach	15:37.40	16		46:19.10	16	+2
	4. Birte Friedrichs	16:50.50	16		1:03:09.70	13	-3
14	 Italy 1				1:03:14.80		
	1. Caterina Dallera	15:36.40	17		15:36.40	17	
	2. Francesco Mariani	14:56.00	8		30:32.40	12	-5
	3. Mattia Debertolis	15:36.20	15		46:08.70	12	0
	4. Maddalena De Biasi	17:06.09	17		1:03:14.80	14	+2
15	 Australia 1				1:03:58.80		
	1. Nea Shingler	16:26.40	27		16:26.40	27	
	2. Brodie Nankervis	15:22.80	15		31:49.30	18	-9
	3. Henry McNulty	15:21.20	13		47:10.50	17	-1
	4. Caitlin Young	16:48.30	15		1:03:58.80	15	-2
16	 Poland 1				1:04:16.50		
	1. Agata Olejnik	15:24.40	10		15:24.40	10	
	2. Mateusz Dzioba	16:56.80	24		32:21.19	21	+11
	3. Piotr Parfianowicz	15:49.09	17		48:10.30	19	-2
	4. Aleksandra Hornik	16:06.09	11		1:04:16.50	16	-3
17	 Latvia 1				1:04:54.80		
	1. Elza Kuze	16:17.30	26		16:17.30	26	
	2. Endijs Titomers	16:40.50	23		32:57.90	24	-2
	3. Fricis Spektors	16:16.59	20		49:14.50	21	-3
	4. Sandra Grosberga	15:40.20	7		1:04:54.80	17	-4
18	 Lithuania 1				1:05:28.20		
	1. Gabija Razaityte	16:01.80	21		16:01.80	21	
	2. Vilius Aleliunas	15:53.00	19		31:54.90	19	-2
	3. Kevinas Olisauskis	17:07.89	25		49:02.90	20	+1
	4. Ausrine Kutkaite	16:25.30	13		1:05:28.20	18	-2
19	 Canada 1				1:07:59.80		
	1. Emma Waddington	16:09.00	25		16:09.00	25	
	2. Vegard Jarvis Westergard	16:15.00	21		32:24.10	22	-3
	3. Damian Konotopetz	17:11.30	26		49:35.50	22	0
	4. Robyn Astridge	18:24.20	22		1:07:59.80	19	-3
20	 Portugal 1				1:08:14.70		
	1. Filipa Rodrigues	15:28.59	11		15:28.59	11	
	2. Joao Bernadino	15:55.20	20		31:23.80	17	+6
	3. Joao Magalhaes	15:49.20	18		47:13.10	18	+1
	4. Ines Augusto	21:01.50	29		1:08:14.70	20	+2
21	 Bulgaria 1				1:08:46.70		
	1. Kristina Ivanova	18:03.59	29		18:03.59	29	

Plac	Name	Leg time	Leg pl	Leg diff	Time	Co plac	Diff
	2. Boyan Ivandjikov	15:48.00	17		33:51.60	27	-2
	3. Stefan Yordanov	16:13.59	19		50:05.20	23	-4
	4. Andrey Dyaksova	18:41.50	26		1:08:46.70	21	-2
22	 Japan 1				1:08:47.89		
	1. Kaho Kondo	16:06.20	24		16:06.20	24	
	2. Hiroki Komaki	16:25.20	22		32:31.40	23	-1
	3. Keisuke Nemoto	17:48.39	28		50:19.89	24	+1
	4. Yuiho Kuwahara	18:27.89	23		1:08:47.89	22	-2
23	 Ireland 1				1:08:54.59		
	1. Aoife McCavana	15:57.20	20		15:57.20	20	
	2. Josh OSullivan Hourihan	17:42.39	27		33:39.69	26	+6
	3. Colm Moran	16:58.40	24		50:38.20	26	0
	4. Niamh OBoyle	18:16.30	21		1:08:54.59	23	-3
24	 Netherlands 1				1:09:55.20		
	1. Eef van Dongen	14:47.50	1		14:47.50	1	
	2. Gian Andrin Coolen	17:33.20	25		32:20.80	20	+19
	3. Tim Franssen	18:16.80	30		50:37.70	25	+5
	4. Anouk van der Burgt	19:17.50	27		1:09:55.20	24	-1
25	 Turkiye 1				1:10:13.59		
	1. Elif Gokce Avci Ataman	16:05.09	23		16:05.09	23	
	2. Ahmet Kacmaz	17:33.39	26		33:38.50	25	+2
	3. Koray Sahin	18:03.39	29		51:41.89	27	+2
	4. Ayse Isler	18:31.59	24		1:10:13.59	25	-2
26	 United States 1				1:12:24.70		
	1. Evalin Brautigam	18:11.80	30		18:11.80	30	
	2. Keegan Harkavy	18:41.39	29		36:53.29	29	-1
	3. Thomas Laraia	16:51.40	23		53:44.80	29	0
	4. Alison Campbell	18:39.89	25		1:12:24.70	26	-3
27	 China 1				1:14:59.30		
	1. Shuangyan Hao	18:02.50	28		18:02.50	28	
	2. Jianda Tang	17:59.59	28		36:02.10	28	0
	3. Li ZhuoYe	17:38.50	27		53:40.70	28	0
	4. Yan Wang	21:18.59	30		1:14:59.30	27	-1
28	Korea, Republic of 1				2:05:22.50		
	1. Seulgi Kim	35:27.29	33		35:27.29	33	
	2. Jihun Kim	23:25.30	32		58:52.60	31	-2
	3. Seonwon Gang	38:48.50	32		1:37:41.20	30	-1
	4. Anna Jo	27:41.19	32		2:05:22.50	28	-2
	 Brazil 1				mispunched		
	1. Priscilla Vieira Goncalves	mispunched			mispunched		
	2. Leandro Nascimento	18:46.50	30		mispunched		
	3. Luiz Guilherme Maciel Melo	mispunched			mispunched		
	4. Maisa Szczypior	19:36.00	28		mispunched		
	 Colombia 1				mispunched		
	1. Paula Vasquez	25:41.40	32		25:41.40	32	
	2. Juan Daniel Sanchez Uribe	19:07.00	31		44:48.50	30	-2
	3. Santiago Isaza Hurtado	mispunched			mispunched		
	4. Viviana Paola Guerrero Hurtado	26:32.10	31		mispunched		
	 Denmark 1				mispunched		
	1. Josefine Lind	14:52.00	5		14:52.00	5	
	2. Andreas Bock Bjoernsen	14:52.70	7		29:44.80	3	-2
	3. Jacob Steinthal	16:26.20	22		46:11.00	13	+10
	4. Ida Agervig Kristiansson	mispunched			mispunched		
	 Estonia 1				mispunched		
	1. Evely Kaasiku	15:50.59	19		15:50.59	19	
	2. Chris Marcus Krahv	mispunched			mispunched		

Plac	Name	Leg time	Leg pl	Leg diff	Time	Co plac	Diff
	3. Martin Vilismae	16:23.20	21		mispunched		
	4. Hannula Katrin Pandis	17:34.30	19		mispunched		
	 Hong Kong China 1				mispunched		
	1. Cho Yu Lam	18:33.39	31		18:33.39	31	
	2. Tsz Chun Jason Wong	mispunched			mispunched		
	3. Chun Ho Li	18:47.39	31		mispunched		
	4. Ying Yau Chu	17:55.39	20		mispunched		
	 Sweden 1				mispunched		
	1. Hanna Lundberg	14:48.59	3		14:48.59	3	
	2. Emil Svensk	14:38.70	3		29:27.40	1	-2
	3. Martin Regborn	14:38.70	7		44:06.10	2	+1
	4. Tove Alexandersson	mispunched			mispunched		

Please report errors in the result list to the organiser.