





























Official results for Sprint Final

















Name: Sprint Final
 Organiser:  Latvia
 Date: 4 August 2018

Men 4 300 m, 46 starting competitors

Plac	Name	Organisation	Time	Diff	Km time	FH
1	Daniel Hubmann	 Switzerland	14:05		3:16	A
2	Tim Robertson	 New Zealand	14:07	+0:01	3:16	A
3	Andreas Kyburz	 Switzerland	14:26	+0:20	3:21	A
4	Yannick Michiels	 Belgium	14:26	+0:20	3:21	A
5	Matthias Kyburz	 Switzerland	14:28	+0:22	3:21	A
6	Emil Svensk	 Sweden	14:28	+0:22	3:21	A
7	Andreu Blanes	 Spain	14:29	+0:23	3:22	A
8	Martin Regborn	 Sweden	14:34	+0:28	3:23	A
9	Artem Popov	 Russian Federation	14:43	+0:37	3:25	A
10	Kristian Jones	 Great Britain	14:44	+0:38	3:25	A
11	Vojtech Kral	 Czech Republic	14:46	+0:40	3:26	A
12	Milos Nykodym	 Czech Republic	14:46	+0:40	3:26	A
13	Hakon Jarvis Westergard	 Norway	14:47	+0:41	3:26	A
14	Aleksi Niemi	 Finland	14:48	+0:42	3:26	A
15	Jakob Edsen	 Denmark	14:48	+0:43	3:26	A
16	Martin Hubmann	 Switzerland	14:51	+0:45	3:27	A
17	Lucas Basset	 France	14:55	+0:49	3:28	A
18	Piotr Parfianowicz	 Poland	14:56	+0:50	3:28	A
19	Jonas Leandersson	 Sweden	14:56	+0:51	3:28	A
20	Antonio Martinez Perez	 Spain	14:57	+0:51	3:28	A
21	Jonas Vytautas Gvildys	 Lithuania	15:01	+0:55	3:29	A
22	Rudolfs Zernis	 Latvia	15:04	+0:58	3:30	A
23	Trond Einar Moen Pedersli	 Norway	15:06	+1:00	3:30	A
24	Ruslan Glibov	 Ukraine	15:06	+1:00	3:30	A
25	Marek Minar	 Czech Republic	15:09	+1:03	3:31	A
26	Michal Olejnik	 Poland	15:10	+1:04	3:31	A
27	Magnus Dewett	 Denmark	15:15	+1:09	3:32	A
28	Miika Kirmula	 Finland	15:16	+1:10	3:33	A
29	Peter Hodkinson	 Great Britain	15:16	+1:11	3:33	A
30	Jon Aukrust Osmoen	 Norway	15:18	+1:13	3:33	A
31	Eduardo Gil Marcos	 Spain	15:19	+1:13	3:33	A
32	Andris Jubelis	 Latvia	15:23	+1:17	3:34	A
33	Arturs Paulins	 Latvia	15:28	+1:22	3:35	A
34	Algirdas Bartkevicius	 Lithuania	15:30	+1:24	3:36	A
35	Chris Smithard	 Great Britain	15:33	+1:27	3:36	A
36	Ricardo Esteves Ferreira	 Portugal	15:33	+1:27	3:36	A
37	Ahmet Kacmaz	 Turkey	15:43	+1:37	3:39	A
38	Vilius Aleliunas	 Lithuania	15:45	+1:39	3:39	A
39	Andrey Khramov	 Russian Federation	15:47	+1:41	3:40	A
40	Mattia Debertolis	 Italy	15:50	+1:44	3:40	A
41	Matthias Groell	 Austria	15:51	+1:45	3:41	A
42	Riccardo Scalet	 Italy	16:10	+2:04	3:45	A
43	Roman Ciobanu	 Romania	16:29	+2:23	3:50	A
44	Damian Konotopetz	 Canada	16:45	+2:39	3:53	A
45	Tomas Hendrickx	 Belgium	17:03	+2:57	3:57	A
	Andrea Seppi	 Italy	disqualified			A

Women 3 800 m, 45 starting competitors

Plac	Name	Organisation	Time	Diff	Km time	FH
1	Maja Alm	 Denmark	13:43		3:36	A
2	Tove Alexandersson	 Sweden	14:00	+0:16	3:41	A
3	Judith Wyder	 Switzerland	14:10	+0:27	3:43	A
4	Elena Roos	 Switzerland	14:16	+0:33	3:45	A
5	Lina Strand	 Sweden	14:28	+0:45	3:48	A
6	Karolin Ohlsson	 Sweden	14:32	+0:49	3:49	A
7	Anastasia Denisova	 Belarus	14:39	+0:56	3:51	A
8	Alice Leake	 Great Britain	14:46	+1:03	3:53	A
9	Natalia Gemperle	 Russian Federation	14:49	+1:06	3:53	A
10	Galina Vinogradova	 Russian Federation	14:50	+1:07	3:54	A
11	Marika Teini	 Finland	14:53	+1:10	3:55	A
12	Ursula Kadan	 Austria	14:55	+1:12	3:55	A
13	Anna Narhi	 Finland	14:58	+1:15	3:56	A
14	Majja Sianoja	 Finland	15:03	+1:20	3:57	A
15	Anastasia Rudhaya	 Russian Federation	15:07	+1:24	3:58	A
16	Aleksandra Hornik	 Poland	15:16	+1:33	4:01	A
17	Sandra Grosberga	 Latvia	15:17	+1:33	4:01	A
18	Sigrid Alexandersen	 Norway	15:19	+1:36	4:01	A
19	Tereza Janosikova	 Czech Republic	15:22	+1:39	4:02	A
20	Isia Basset	 France	15:28	+1:45	4:04	A
21	Maria Prieto	 Spain	15:35	+1:52	4:06	A
22	Silje Ekroll Jahren	 Norway	15:38	+1:55	4:06	A
23	Laura Robertson	 New Zealand	15:40	+1:56	4:07	A
24	Charlotte Ward	 Great Britain	15:43	+2:00	4:08	A
25	Virag Weiler	 Hungary	15:46	+2:02	4:08	A
26	Caroline Gjotterup	 Denmark	15:48	+2:05	4:09	A
27	Laura Ramstein	 Austria	15:58	+2:15	4:12	A

Plac	Name	Organisation	Time	Diff	Km time	FH
28	Megan Carter Davies	 Great Britain	15:59	+2:16	4:12	A
29	Lea Vercellotti	 France	16:01	+2:17	4:12	A
30	Agata Stankiewicz	 Poland	16:04	+2:20	4:13	A
31	Maelle Beauvir	 France	16:06	+2:23	4:14	A
32	Ingjerd Myhre	 Norway	16:09	+2:26	4:15	A
33	Susen Loesch	 Germany	16:20	+2:37	4:17	A
34	Carlotta Scalet	 Italy	16:23	+2:40	4:18	A
35	Ausrine Kutkaite	 Lithuania	16:25	+2:42	4:19	A
36	Alison Crocker	 United States	16:34	+2:50	4:21	A
37	Adela Indrakova	 Czech Republic	16:39	+2:55	4:22	A
38	Iliana Ilieva	 Bulgaria	16:45	+3:02	4:24	A
39	Zuzanna Kubicka	 Poland	17:04	+3:21	4:29	A
40	Francesca Taufer	 Italy	17:06	+3:23	4:30	A
41	Imogene Scott	 New Zealand	17:21	+3:37	4:33	A
42	Kateryna Dzema	 Ukraine	22:05	+8:22	5:48	A
	Natasha Key	 Australia	mispunched			A
	Olena Fedorova	 Ukraine	mispunched			A
	Kristina Yakubkina	 Belarus	mispunched			A

Please report errors in the result list to the organiser.