






















Official results for Relay

Name: Relay
 Organiser:  Latvia
 Date: 9 August 2018

Men 38 starting competitors

Leg 1 | Leg 2 | Leg 3 | Total

Plac	Name	Leg time	Leg pl	Leg diff	Time	Co plac	Diff
1	 Norway				1:47:26		
	1. Hallan Steiwer Gaute	36:33	2		36:33	2	
	2. Eskil Kinneberg	35:40	5		1:12:13	1	-1
	3. Magne Daehli	35:13	5		1:47:26	1	0
2	 Switzerland				1:47:30		+0:04
	1. Florian Howald	37:37	14		37:37	14	
	2. Daniel Hubmann	35:55	7		1:13:32	9	-5
	3. Matthias Kyburz	33:58	2		1:47:30	2	-7
3	 France				1:47:36		+0:10
	1. Nicolas Rio	37:25	12		37:25	12	
	2. Lucas Basset	36:20	9		1:13:45	10	-2
	3. Frederic Tranchand	33:51	1		1:47:36	3	-7
4	 Austria				1:47:43		+0:17
	1. Matthias Groell	39:02	18		39:02	18	
	2. Gernot Ymsen Kerschbaumer	33:50	1		1:12:52	5	-13
	3. Robert Merl	34:51	3		1:47:43	4	-1
5	 Czech Republic				1:48:02		+0:36
	1. Pavel Kubat	37:59	15		37:59	15	
	2. Milos Nykodym	34:56	3		1:12:55	6	-9
	3. Vojtech Kral	35:07	4		1:48:02	5	-1
6	 Great Britain				1:48:03		+0:37
	1. Peter Hodkinson	36:56	3		36:56	3	
	2. Kristian Jones	35:21	4		1:12:17	2	-1
	3. Ralph Street	35:46	7		1:48:03	6	+4
7	 Finland				1:48:10		+0:44
	1. Aleksii Niemi	37:35	13		37:35	13	
	2. Fredric Portin	34:53	2		1:12:28	3	-10
	3. Miika Kirmula	35:42	6		1:48:10	7	+4
8	 Latvia				1:48:24		+0:58
	1. Andris Jubelis	36:15	1		36:15	1	
	2. Edgars Bertuks	36:18	8		1:12:33	4	+3
	3. Rudolfs Zernis	35:51	8		1:48:24	8	+4
9	 Sweden				1:50:16		+2:50
	1. Jonas Leandersson	37:01	4		37:01	4	
	2. Albin Ridefelt	35:54	6		1:12:55	6	+2
	3. Gustav Bergman	37:21	10		1:50:16	9	+3
10	 Russian Federation				1:52:41		+5:15
	1. Dmitrii Nakonechnyi	37:07	6		37:07	6	
	2. Yury Tambasov	37:44	12		1:14:51	11	+5
	3. Leonid Novikov	37:50	11		1:52:41	10	-1
11	 Ukraine				1:53:06		+5:40
	1. Denys Shcherbakov	37:12	8		37:12	8	
	2. Oleksandr Kratov	39:01	13		1:16:13	12	+4
	3. Ruslan Glibov	36:53	9		1:53:06	11	-1
12	 Denmark				1:56:24		+8:58
	1. Tue Lassen	37:01	4		37:01	4	
	2. Bjoern Cederberg	36:29	11		1:13:30	8	+4
	3. Magnus Dewett	42:54	20		1:56:24	12	+4
13	 Lithuania				1:56:36		+9:10
	1. Vilius Aleliunas	40:05	20		40:05	20	
	2. Jonas Vytautas Gvildys	36:20	9		1:16:25	13	-7
	3. Simonas Krepsta	40:11	16		1:56:36	13	0
14	 Spain				1:57:45		+10:19
	1. Antonio Martinez Perez	37:07	6		37:07	6	
	2. Eduardo Gil Marcos	42:19	20		1:19:26	17	+11
	3. Andreu Blanes	38:19	12		1:57:45	14	-3
15	 Estonia				1:59:08		+11:42
	1. Timo Sild	40:13	21		40:13	21	
	2. Lauri Sild	39:37	15		1:19:50	18	-3
	3. Kenny Kivikas	39:18	14		1:59:08	15	-3
16	 Belarus				1:59:15		+11:49
	1. Andrey Salin	37:17	10		37:17	10	
	2. Dmitry Mikhalkin	40:56	19		1:18:13	16	+6
	3. Aleksei Alekseyonok	41:02	17		1:59:15	16	0
17	 New Zealand				2:01:26		+14:00
	1. Tim Robertson	39:00	17		39:00	17	
	2. Matt Ogden	39:08	14		1:18:08	15	-2
	3. Gene Beveridge	43:18	21		2:01:26	17	+2
18	 Australia				2:03:41		+16:15
	1. Henry McNulty	38:00	16		38:00	16	
	2. Matt Doyle	42:53	22		1:20:53	19	+3
	3. Brodie Nankervis	42:48	19		2:03:41	18	-1
19	 Poland				2:03:51		+16:25
	1. Michal Olejnik	37:15	9		37:15	9	
	2. Bartosz Pawlak	39:57	16		1:17:12	14	+5
	3. Piotr Parfianowicz	46:39	23		2:03:51	19	+5
20	 Hungary				2:06:45		+19:19
	1. Levente Tugyi	45:32	28		45:32	28	
	2. Aron Bakó	42:39	21		1:28:11	23	-5
	3. Mate Baumholczler	38:34	13		2:06:45	20	-3
21	 Bulgaria				2:06:57		+19:31
	1. Ivan Sirakov	37:24	11		37:24	11	
	2. Ivaylo Kamenarov	44:35	25		1:21:59	20	+9
	3. Dimitar Zhelyazkov	44:58	22		2:06:57	21	+1


Plac	Name	Leg time	Leg pl	Leg diff	Time	Co plac	Diff
22	Italy				2:08:50		+21:24
	1. Sebastian Inderst	45:31	27		45:31	27	
	2. Riccardo Scalet	43:10	23		1:28:41	25 -2	
	3. Mattia Debertolis	40:09	15		2:08:50	22 -3	+21:24
23	Germany				2:09:42		+22:16
	1. Moritz Doelggast	41:13	23		41:13	23	
	2. Christoph Prunsche	47:17	27		1:28:30	24 +1	
	3. Colin Kolbe	41:12	18		2:09:42	23 -1	+22:16
24	Canada				2:19:14		+31:48
	1. Damian Konotopetz	40:55	22		40:55	22	
	2. Will Critchley	47:47	29		1:28:42	26 +4	
	3. Graeme Rennie	50:32	27		2:19:14	24 -2	+31:48
25	Israel				2:20:32		+33:06
	1. Nitsan Yasur	40:00	19		40:00	19	
	2. Itay Manor	49:41	31		1:29:41	27 +8	
	3. Aram Yakoby	50:51	28		2:20:32	25 -2	+33:06
26	Japan				2:21:52		+34:26
	1. Wataru Teragauchi	44:12	25		44:12	25	
	2. Katsuya Yuki	48:42	30		1:32:54	28 +3	
	3. Shigeyuki Koizumi	48:58	25		2:21:52	26 -2	+34:26
27	Slovakia				2:24:56		+37:30
	1. Ondrej Pijak	44:35	26		44:35	26	
	2. Michal Krajcik	40:01	17		1:24:36	22 -4	
	3. Tomas Musinsky	1:00:20	32		2:24:56	27 +5	+37:30
28	Belgium				2:24:59		+37:33
	1. Tristan Bloemen	45:51	29		45:51	29	
	2. Clement Demeuse	47:38	28		1:33:29	29 0	
	3. Francois Van der Ouderaa	51:30	29		2:24:59	28 -1	+37:33
29	United States				2:25:56		+38:30
	1. Anton Salmenkyla	50:19	31		50:19	31	
	2. Gregory Ahlswede	43:43	24		1:34:02	30 -1	
	3. Eric Bone	51:54	30		2:25:56	29 -1	+38:30
30	China				2:27:49		+40:23
	1. Xiaoming Liang	48:28	30		48:28	30	
	2. Xiyuan Liang	51:39	32		1:40:07	32 +2	
	3. XiaoMing Liu	47:42	24		2:27:49	30 -2	+40:23
31	Portugal				2:31:20		+43:54
	1. Ricardo Esteves Ferreira	44:11	24		44:11	24	
	2. Tiago Cantante Romao	40:13	18		1:24:24	21 -3	
	3. Joao Mega Figueiredo	1:06:56	33		2:31:20	31 +10	+43:54
32	Turkey				2:47:09		+59:43
	1. Ahmet Kacmaz	52:35	33		52:35	33	
	2. Huzeyfe Sigirci	46:59	26		1:39:34	31 -2	
	3. Harun Isler	1:07:35	34		2:47:09	32 +1	+59:43
33	Ireland				2:40:38		+53:12
	1. Colm Moran	51:43	32		51:43	32	
	2. Ruairi Short	58:54	34		1:50:37	33 +1	
	3. Cillin Corbett	50:01	26		2:40:38	33 0	+53:12
34	Kazakhstan				2:51:00		+1:03:34
	1. Dmitriy Adamovich	59:26	34		59:26	34	
	2. Vitaliy Lukashevich	52:02	33		1:51:28	34 0	
	3. Zhanbolat Dauit	59:32	31		2:51:00	34 0	+1:03:34
35	Hong Kong				3:09:22		+1:21:56
	1. Gerald Yip	59:43	35		59:43	35	
	2. Kin Wai Lee	1:01:18	35		2:01:01	35 0	
	3. Wing Chung Tam	1:08:21	35		3:09:22	35 0	+1:21:56
36	Republic of Korea				4:11:17		+2:23:51
	1. Jong Hyun Park	1:32:47	37		1:32:47	37	
	2. Seongbeom Heo	1:30:08	36		3:02:55	37 0	
	3. Kwang Woo Lee	1:08:22	36		4:11:17	36 -1	+2:23:51
	Colombia				mispunched		
	1. Heiler Andres Cubides Rocha	1:16:39	36		1:16:39	36	
	2. Juan Carlos Bedoya Obando	1:36:50	37		2:53:29	36 0	
	3. Jessica Paola Barrera Ruiz	mispunched			mispunched		
	Egypt				mispunched		
	1. Mohamed Abd El Baky	mispunched			mispunched		
	2. El Saied Sharaf	did not start			mispunched		
	3. Mohamed Rawy	did not start			mispunched		

Women 29 starting competitors

Leg 1 | Leg 2 | Leg 3 | Total

Plac	Name	Leg time	Leg pl	Leg diff	Time	Co plac	Diff
1	Switzerland				1:45:03		
	1. Elena Roos	37:23	1		37:23	1	
	2. Julia Jakob	34:50	3		1:12:13	2 +1	
	3. Judith Wyder	32:50	1		1:45:03	1 -1	
2	Sweden				1:45:18		+0:15
	1. Helena Bergman	37:32	2		37:32	2	
	2. Karolin Ohlsson	34:33	2		1:12:05	1 -1	
	3. Tove Alexandersson	33:13	3		1:45:18	2 +1	+0:15
3	Russian Federation				1:47:20		+2:17
	1. Anastasia Rudnaya	37:42	4		37:42	4	
	2. Tatyana Riabkina	36:44	4		1:14:26	3 -1	
	3. Natalia Gemperte	32:54	2		1:47:20	3 0	+2:17
4	Norway				1:50:09		+5:06
	1. Kamilla Olausen	40:35	8		40:35	8	
	2. Marianne Andersen	34:28	1		1:15:03	4 -4	
	3. Andrine Benjaminsen	35:06	4		1:50:09	4 0	+5:06
5	Finland				1:54:56		+9:53
	1. Sofia Haajanen	37:45	5		37:45	5	
	2. Maija Sianoja	40:31	11		1:18:16	5 0	

Plac	Name	Leg time	Leg pl	Leg diff	Time	Co plac	Diff
	3. Marika Teini	36:40	7		1:54:56	5 0	+9:53
6	Denmark				1:55:09		+10:06
	1. Amanda Falck Weber	40:53	12		40:53	12	
	2. Caroline Gjotterup	38:26	6		1:19:19	6 -6	
	3. Maja Alm	35:50	5		1:55:09	6 0	+10:06
7	Latvia				1:56:31		+11:28
	1. Inga Dambe	40:23	7		40:23	7	
	2. Laura Vike	39:36	7		1:19:59	8 +1	
	3. Sandra Grosberga	36:32	6		1:56:31	7 -1	+11:28
8	Austria				1:58:56		+13:53
	1. Laura Ramstein	40:46	9		40:46	9	
	2. Anja Arbter	39:58	8		1:20:44	9 0	
	3. Ursula Kadan	38:12	8		1:58:56	8 -1	+13:53
9	Czech Republic				2:02:02		+16:59
	1. Tereza Janosikova	44:42	18		44:42	18	
	2. Vendula Horcickova	38:15	5		1:22:57	10 -8	
	3. Jana Knapova	39:05	10		2:02:02	9 -1	+16:59
10	Ukraine				2:04:09		+19:06
	1. Kateryna Dzema	40:52	11		40:52	11	
	2. Olena Pitirimova	43:06	14		1:23:58	11 0	
	3. Olha Panchenko	40:11	11		2:04:09	10 -1	+19:06
11	Lithuania				2:05:55		+20:52
	1. Ausrine Kutkaite	42:30	15		42:30	15	
	2. Indre Valaite	44:42	18		1:27:12	16 +1	
	3. Gabija Razaityte	38:43	9		2:05:55	11 -5	+20:52
12	Estonia				2:07:43		+22:40
	1. Annika Rihma	37:40	3		37:40	3	
	2. Evely Kaasiku	41:55	12		1:19:35	7 +4	
	3. Marianne Haug	48:08	19		2:07:43	12 +5	+22:40
13	Bulgaria				2:11:01		+25:58
	1. Iliana Ilieva	42:27	14		42:27	14	
	2. Kristina Ivanova	43:25	16		1:25:52	15 +1	
	3. Liliana Gotseva	45:09	16		2:11:01	13 -2	+25:58
14	Spain				2:11:15		+26:12
	1. Maria Prieto	45:38	20		45:38	20	
	2. Anna Serrallonga Arques	39:59	9		1:25:37	12 -8	
	3. Violeta Feliciano Sanjuan	45:38	17		2:11:15	14 +2	+26:12
15	Hungary				2:11:27		+26:24
	1. Virag Weiler	39:39	6		39:39	6	
	2. Regina Bertoti	49:04	20		1:28:43	18 +12	
	3. Zsafia Sarkozy	42:44	14		2:11:27	15 -3	+26:24
16	Germany				2:15:25		+30:22
	1. Anna Reinhardt	50:05	24		50:05	24	
	2. Paula Starke	43:08	15		1:33:13	19 -5	
	3. Susen Loesch	42:12	13		2:15:25	16 -3	+30:22
17	Poland				2:17:19		+32:16
	1. Agata Stankiewicz	48:44	23		48:44	23	
	2. Hanna Wisniewska	45:46	19		1:34:30	20 -3	
	3. Aleksandra Hornik	42:49	15		2:17:19	17 -3	+32:16
18	Australia				2:18:25		+33:22
	1. Krystal Neumann	43:18	17		43:18	17	
	2. Natasha Key	44:38	17		1:27:56	17 0	
	3. Belinda Lawford	50:29	20		2:18:25	18 +1	+33:22
19	New Zealand				2:20:02		+34:59
	1. Laura Robertson	48:42	22		48:42	22	
	2. Imogene Scott	50:54	22		1:39:36	22 0	
	3. Lizzie Ingham	40:26	12		2:20:02	19 -3	+34:59
20	Italy				2:21:34		+36:31
	1. Verena Troi	45:36	19		45:36	19	
	2. Carlotta Scalet	40:08	10		1:25:44	13 -6	
	3. Francesca Taufer	55:50	23		2:21:34	20 +7	+36:31
21	United States				2:36:42		+51:39
	1. Alison Crocker	40:49	10		40:49	10	
	2. Tori Borish	55:39	25		1:36:28	21 +11	
	3. Amanda Johansson	1:00:14	25		2:36:42	21 0	+51:39
22	Japan				2:46:52		+1:01:49
	1. Hinako Inage	51:50	25		51:50	25	
	2. Mie Moriai	50:05	21		1:41:55	23 -2	
	3. Manami Murata	1:04:57	27		2:46:52	22 -1	+1:01:49
23	Turkey				2:35:23		+50:20
	1. Elif Gokce Avci	47:14	21		47:14	21	
	2. Emine Sezgunsay	55:21	24		1:42:35	24 +3	
	3. Dudu Erol	52:48	21		2:35:23	23 -1	+50:20
24	China				2:42:03		+57:00
	1. Jiayi Zheng	55:52	26		55:52	26	
	2. Shuang Long	51:29	23		1:47:21	25 -1	
	3. Yang Yang	54:42	22		2:42:03	24 -1	+57:00
25	Kazakhstan				3:08:05		+1:23:02
	1. Assem Nazyrova	1:08:37	27		1:08:37	27	
	2. Elmira Moldasheva	58:39	27		2:07:16	26 -1	
	3. Natalya Chuprikova	1:00:49	26		3:08:05	25 -1	+1:23:02
26	Hong Kong				3:22:01		+1:36:58
	1. Cho Yu Lam	1:27:27	28		1:27:27	28	
	2. Hau Wah Brenda Chan	57:32	26		2:24:59	27 -1	
	3. Wai Lan Iris Lui	57:02	24		3:22:01	26 -1	+1:36:58
	Great Britain				mispunched		
	1. Jo Shepherd	40:56	13		40:56	13	
	2. Megan Carter Davies	mispunched			mispunched		
	3. Catherine Taylor	45:49	18		mispunched		
	Republic of Korea				mispunched		
	1. Anna Jo	mispunched			mispunched		
	2. Moun sun Hur	mispunched			mispunched		
	3. Yoon sun Cha	1:24:17	28		mispunched		

Plac	Name	Leg time	Leg pl	Leg diff	Time	Co plac	Diff
	 France				did not finish		
1.	Maelle Beauvir	43:16	16		43:16	16	
2.	Delphine Poirot	42:33	13		1:25:49	14	-2
3.	Isia Basset	did not start			did not finish		

Please report errors in the result list to the organiser.