

















Official results for Middle

Name: Middle
 Organiser:  Latvia
 Date: 7 August 2018

Men 5 900 m, 76 starting competitors

Plac	Name	Organisation	Time	Diff	Km time
1	Eskil Kinneberg	 Norway	32:59		5:35
2	Daniel Hubmann	 Switzerland	33:05	+0:06	5:36
3	Florian Howald	 Switzerland	33:13	+0:14	5:37
4	Matthias Kyburz	 Switzerland	33:22	+0:23	5:39
5	Oleksandr Kratov	 Ukraine	33:38	+0:39	5:42
6	Olav Lundanes	 Norway	33:42	+0:43	5:42
7	Lucas Basset	 France	34:08	+1:09	5:47
8	Timo Sild	 Estonia	34:10	+1:11	5:47
9	Leonid Novikov	 Russian Federation	34:11	+1:12	5:47
10	Gustav Bergman	 Sweden	34:28	+1:29	5:50
11	Ruslan Glibov	 Ukraine	34:47	+1:48	5:53
12	Gernot Ymsen Kerschbaumer	 Austria	34:56	+1:57	5:55
13	Ralph Street	 Great Britain	34:57	+1:58	5:55
14	Vojtech Kral	 Czech Republic	35:03	+2:04	5:56
15	Hannu Airila	 Finland	35:10	+2:11	5:57
16	Nicolas Rio	 France	35:29	+2:30	6:00
17	Albin Ridefelt	 Sweden	35:35	+2:36	6:01
17	Aleksi Niemi	 Finland	35:35	+2:36	6:01
19	Magne Daehli	 Norway	35:37	+2:38	6:02
20	Fredric Portin	 Finland	35:45	+2:46	6:03
21	Lauri Sild	 Estonia	35:46	+2:47	6:03
22	Pavel Kubat	 Czech Republic	36:12	+3:13	6:08
23	Rudolfs Zernis	 Latvia	36:14	+3:15	6:08
24	Kristo Heinmann	 Estonia	36:16	+3:17	6:08
25	Edgars Bertuks	 Latvia	36:38	+3:39	6:12
26	Frederic Tranchand	 France	36:45	+3:46	6:13
27	Bjoern Cederberg	 Denmark	37:04	+4:05	6:16
28	Dmitrii Nakonechnyi	 Russian Federation	37:08	+4:09	6:17
29	Jonas Leandersson	 Sweden	37:26	+4:27	6:20
30	Tim Robertson	 New Zealand	38:06	+5:07	6:27
31	Jonas Vytautas Gvildys	 Lithuania	38:12	+5:13	6:28
32	Bartosz Pawlak	 Poland	38:14	+5:15	6:28
33	Milos Nykodym	 Czech Republic	38:18	+5:19	6:29
34	Simonas Krepsta	 Lithuania	38:25	+5:26	6:30
35	Matthias Groell	 Austria	38:38	+5:39	6:32
36	Aron Bako	 Hungary	38:41	+5:42	6:33
37	Aleksei Alekseyonok	 Belarus	38:58	+5:59	6:36
38	Fabian Hertner	 Switzerland	39:20	+6:21	6:39
39	Ivan Sirakov	 Bulgaria	39:29	+6:30	6:41
40	Matt Doyle	 Australia	39:32	+6:33	6:42
41	Pau Llorens Caellas	 Spain	39:54	+6:55	6:45
42	Ionut Zinca	 Romania	39:57	+6:58	6:46
43	Magnus Dewett	 Denmark	40:02	+7:03	6:47
44	Eduardo Gil Marcos	 Spain	40:09	+7:10	6:48
45	Riccardo Scalet	 Italy	40:28	+7:29	6:51
46	Damian Konotopetz	 Canada	40:31	+7:32	6:52
47	Ondrej Pijak	 Slovakia	40:45	+7:46	6:54
48	Denys Shcherbakov	 Ukraine	41:06	+8:07	6:57
49	Michal Olejnik	 Poland	41:30	+8:31	7:02
50	Matthew Crane	 Australia	41:32	+8:33	7:02
51	Christoph Prunsche	 Germany	41:44	+8:45	7:04
52	Alasdair McLeod	 Great Britain	42:01	+9:02	7:07
53	Moritz Doelligast	 Germany	42:04	+9:05	7:07
54	Nitsan Yasur	 Israel	42:20	+9:21	7:10
55	Anton Salmenkyla	 United States	43:14	+10:15	7:19
56	Mate Baumholczer	 Hungary	43:50	+10:51	7:25
57	Sebastian Inderst	 Italy	44:24	+11:25	7:31
58	Andrey Salin	 Belarus	46:10	+13:11	7:49
59	Gelson Andrey Zago Togni	 Brazil	46:53	+13:54	7:56
60	Matt Ogden	 New Zealand	47:33	+14:34	8:03
61	Ricardo Esteves Ferreira	 Portugal	47:41	+14:42	8:04
62	Matija Razum	 Croatia	47:58	+14:59	8:07
63	Clement Demeuse	 Belgium	48:24	+15:25	8:12
64	Sava Lazic	 Serbia	48:37	+15:38	8:14
65	Timothy Chambers	 South Africa	49:18	+16:19	8:21
66	Sergiu Fala	 Moldova	54:12	+21:13	9:11
67	Xiyuan Liang	 China	54:13	+21:14	9:11
68	Wataru Teragauchi	 Japan	54:49	+21:50	9:17
69	Huzyefe Sigirci	 Turkey	56:47	+23:48	9:37
70	Cillin Corbett	 Ireland	1:02:43	+29:44	10:37
71	KyongSa Ri	 D.P.R. of Korea	1:02:50	+29:51	10:38
72	Kin Wai Lee	 Hong Kong	1:06:32	+33:33	11:16
73	Dmitriy Adamovich	 Kazakhstan	1:08:31	+35:32	11:36
74	Kwang Woo Lee	Republic of Korea	1:15:19	+42:20	12:45
75	Gerardo Garcia	Argentina	1:17:39	+44:40	13:09
76	Juan Carlos Bedoya Obando	Colombia	2:18:26	+1:45:27	23:27

Women 4 800 m, 71 starting competitors

Plac	Name	Organisation	Time	Diff	Km time
1	Natalia Gemperle	Russian Federation	32:02		6:40
2	Marika Teini	Finland	33:32	+1:30	6:59
3	Isia Basset	France	33:56	+1:54	7:04
4	Sabine Hauswirth	Switzerland	34:01	+1:59	7:05
5	Jana Knapova	Czech Republic	34:04	+2:02	7:05
6	Sara Hagstrom	Sweden	34:17	+2:15	7:08
7	Helena Bergman	Sweden	34:21	+2:19	7:09
8	Marianne Andersen	Norway	34:22	+2:20	7:09
9	Silje Ekroll Jahren	Norway	34:44	+2:42	7:14
10	Andrine Benjaminsen	Norway	34:57	+2:55	7:16
11	Tatyana Riabkina	Russian Federation	35:14	+3:12	7:20
12	Inga Dambe	Latvia	35:19	+3:17	7:21
13	Caroline Gjotterup	Denmark	35:37	+3:35	7:25
14	Anastasia Rudnaya	Russian Federation	35:56	+3:54	7:29
15	Julia Jakob	Switzerland	35:59	+3:57	7:29
16	Vendula Horcickova	Czech Republic	36:08	+4:06	7:31
17	Sandra Grosberga	Latvia	36:11	+4:09	7:32
18	Susen Loesch	Germany	36:12	+4:10	7:32
19	Majja Sianoja	Finland	36:44	+4:42	7:39
20	Megan Carter Davies	Great Britain	36:58	+4:56	7:42
21	Karolin Ohlsson	Sweden	37:19	+5:17	7:46
22	Henna Riikka Haikonen	Finland	37:22	+5:20	7:47
23	Vanessa Round	Australia	37:30	+5:28	7:48
24	Lizzie Ingham	New Zealand	37:41	+5:39	7:51
25	Galina Ribediuc	Moldova	37:55	+5:53	7:53
26	Catherine Taylor	Great Britain	38:15	+6:13	7:58
27	Sarina Jenzer	Switzerland	38:27	+6:25	8:00
28	Laura Vike	Latvia	38:29	+6:27	8:01
29	Gabija Razaityte	Lithuania	38:32	+6:30	8:01
30	Olha Panchenko	Ukraine	38:33	+6:31	8:01
31	Evely Kaasiku	Estonia	38:42	+6:40	8:03
32	Maelle Beauvir	France	38:44	+6:42	8:04
33	Anna Serrallonga Arques	Spain	38:57	+6:55	8:06
34	Miri Thrane Oedum	Denmark	39:25	+7:23	8:12
35	Aleksandra Hornik	Poland	39:30	+7:28	8:13
36	Anja Arbter	Austria	39:48	+7:46	8:17
37	Olena Pitirimova	Ukraine	39:49	+7:47	8:17
38	Ursula Kadan	Austria	39:56	+7:54	8:19
39	Anna Narhi	Finland	40:16	+8:14	8:23
40	Alison Crocker	United States	41:24	+9:22	8:37
41	Kristina Yakubkina	Belarus	41:28	+9:26	8:38
42	Hanna Wisniewska	Poland	41:52	+9:50	8:43
43	Carlotta Scalet	Italy	42:00	+9:58	8:45
44	Ausrine Kutkaite	Lithuania	42:15	+10:13	8:48
45	Laura Robertson	New Zealand	42:41	+10:39	8:53
46	Zsafia Sarkozy	Hungary	42:47	+10:45	8:54
47	Anna Reinhardt	Germany	43:01	+10:59	8:57
48	Virag Weiler	Hungary	43:53	+11:51	9:08
49	Violeta Feliciano Sanjuan	Spain	43:54	+11:52	9:08
50	Laura Joonas	Estonia	44:02	+12:00	9:10
51	Tatsiana Zhuravleva	Belarus	44:50	+12:48	9:20
52	Kristina Ivanova	Bulgaria	44:52	+12:50	9:20
53	Charlotte Watson	Great Britain	44:58	+12:56	9:22
54	Iliana Ilieva	Bulgaria	45:42	+13:40	9:31
55	Nusa Jeram	Slovenia	49:18	+17:16	10:16
56	Carolina Delgado	Portugal	50:12	+18:10	10:27
57	Emine Sezgunsay	Turkey	50:27	+18:25	10:30
58	Yang Yang	China	53:26	+21:24	11:07
59	Mirja Pavic	Croatia	54:14	+22:12	11:17
60	Maisa Szczypior	Brazil	54:50	+22:48	11:25
61	Katarina Lamiova	Slovakia	54:58	+22:56	11:27
62	Fanny Tilkin	Belgium	55:49	+23:47	11:37
63	Natalya Chuprikova	Kazakhstan	57:09	+25:07	11:54
64	Wai Lan Iris Lui	Hong Kong	1:00:40	+28:38	12:38
65	Christie Courtnage	South Africa	1:05:36	+33:34	13:40
66	Yoon sun Cha	Republic of Korea	1:17:25	+45:23	16:07
67	Jennifer MacKeigan	Canada	1:19:17	+47:15	16:31
68	Jessica Paola Barrera Ruiz	Colombia	1:24:29	+52:27	17:36
	Meri Chkripeska	F.Y.R. Macedonia	mispunched		
	Tove Alexandersson	Sweden	mispunched		
	Mie Moriai	Japan	did not finish		

Please report errors in the result list to the organiser.