

























































Official results for World Ski Orienteering Championships 2019 - Middle

Name: Middle
 Organiser:  Sweden
 Date: 23 March 2019

Men 11 160 m, 54 starting competitors

Plac	Name	Organisation	Time	Diff	Km time
1	Erik Rost	 Swedish Orienteering Federation	52:36		4:42
2	Audun Heimdal	 Norwegian Orienteering Federation	52:41	+0:05	4:43
3	Gion Schnyder	 Swiss Orienteering	52:47	+0:11	4:43
4	Sergey Gorlanov	 Russian Orienteering Federation	52:50	+0:14	4:44
5	Vladislav Kiselev	 Russian Orienteering Federation	52:51	+0:15	4:44
6	Andrey Lamov	 Russian Orienteering Federation	52:52	+0:16	4:44
7	Ville Petteri Saarela	 Finnish Orienteering Federation	52:54	+0:18	4:44
8	Stanimir Belomazhev	 Bulgarian Orienteering Federation	52:57	+0:21	4:44
9	Erik Blomgren	 Swedish Orienteering Federation	52:59	+0:23	4:44
10	Jyri Uusitalo	 Finnish Orienteering Federation	53:06	+0:30	4:45
11	Stepan Malinovskii	 Russian Orienteering Federation	53:08	+0:32	4:45
12	Tero Linnainmaa	 Finnish Orienteering Federation	53:09	+0:33	4:45
13	Mattis Jaama	 Estonian Orienteering Federation EOL	53:10	+0:34	4:45
14	Linus Rapp	 Swedish Orienteering Federation	53:11	+0:35	4:45
15	Bjomar Kvale	 Norwegian Orienteering Federation	53:20	+0:44	4:46
16	Jorgen Madslie	 Norwegian Orienteering Federation	53:27	+0:51	4:47
17	Janne Hakkinen	 Finnish Orienteering Federation	53:32	+0:56	4:47
18	Jakub Skoda	 Czech Orienteering Federation	54:42	+2:06	4:54
19	Nauris Raize	 Latvian Orienteering Federation	55:33	+2:57	4:58
20	Lars Moholdt	 Norwegian Orienteering Federation	55:54	+3:18	5:00
21	Martin Penchev	 Bulgarian Orienteering Federation	55:57	+3:21	5:00
22	Radek Laciga	 Czech Orienteering Federation	56:09	+3:33	5:01
23	Petr Horvat	 Czech Orienteering Federation	56:16	+3:40	5:02
24	Raivo Kivlenieks	 Latvian Orienteering Federation	56:39	+4:03	5:04
25	Markus Lundholm	 Swedish Orienteering Federation	57:57	+5:21	5:11
26	Regimantas Kavaliauskas	 Lithuanian Orienteering Federation	58:40	+6:04	5:15
27	Ilmar Udam	 Estonian Orienteering Federation EOL	1:00:03	+7:27	5:22
28	Lukas Deininger	 Swiss Orienteering	1:00:11	+7:35	5:23
29	Andris Jubelis	 Latvian Orienteering Federation	1:01:31	+8:55	5:30
30	Nerijus Sulcys	 Lithuanian Orienteering Federation	1:02:02	+9:26	5:33
31	Vojtech Matus	 Czech Orienteering Federation	1:03:23	+10:47	5:40
32	Kevin Hallop	 Estonian Orienteering Federation EOL	1:03:51	+11:15	5:43
33	Davide Comai	 Italian Orienteering Federation FISO	1:03:54	+11:18	5:43
34	Roland Fesselhofer	 Austrian Orienteering Federation	1:04:08	+11:32	5:44
35	Nikolay Dimitrov	 Bulgarian Orienteering Federation	1:04:11	+11:35	5:45
36	Simion Suci	 Romanian Orienteering Federation	1:04:31	+11:55	5:46
37	Vitalijus Petruolis	 Lithuanian Orienteering Federation	1:06:42	+14:06	5:58
38	Ishihara Takumi	 Japanese Orienteering Federation	1:08:19	+15:43	6:07
39	Klaus Csucs	 Romanian Orienteering Federation	1:08:28	+15:52	6:08
40	Radoslaw Jaroszek	 Polish Orienteering Federation	1:08:50	+16:14	6:10
41	Kostiantyn Marych	 Ukrainian Orienteering Federation	1:09:17	+16:41	6:12
42	Arsen Zhuravel	 Ukrainian Orienteering Federation	1:09:33	+16:57	6:13
43	Yuki Ishihara	 Japanese Orienteering Federation	1:10:33	+17:57	6:19
44	Boyan Sofin	 Bulgarian Orienteering Federation	1:14:33	+21:57	6:40
45	Chris Burnham	 Orienteering USA	1:14:54	+22:18	6:42
46	Adrian Owens	 Orienteering USA	1:20:43	+28:07	7:13
47	Zoltan Szep	 Romanian Orienteering Federation	1:22:24	+29:48	7:23
48	Shotaro Kishi	 Japanese Orienteering Federation	1:25:14	+32:38	7:38
49	Mitsuhiro Kiya	 Japanese Orienteering Federation	1:31:51	+39:15	8:13
50	Umut Gurcan	 Turkish Orienteering Federation	1:39:17	+46:41	8:53
51	Martin Hoset	 Danish Orienteering Federation DOF	1:43:53	+51:17	9:18
52	Jimmy Burnham	 Orienteering USA	2:02:35	+1:09:59	10:59
	Francesco Corradini	 Italian Orienteering Federation FISO	mispunched		
	Andrej Gerasimov	 Lithuanian Orienteering Federation	mispunched		
	Ari Ofsevit	 Orienteering USA	did not start		

Women 9 280 m, 38 starting competitors

Plac	Name	Organisation	Time	Diff	Km time
1	Mariya Kechkina	 Russian Orienteering Federation	44:52		4:50
2	Tove Alexandersson	 Swedish Orienteering Federation	45:02	+0:10	4:51
3	Alena Trapeznikova	 Russian Orienteering Federation	46:44	+1:52	5:02
4	Anna Ulvensoen	 Norwegian Orienteering Federation	47:21	+2:29	5:06
5	Linda Lindkvist	 Swedish Orienteering Federation	47:26	+2:34	5:06
6	Evelina Wickbom	 Swedish Orienteering Federation	47:39	+2:47	5:08
7	Salla Koskela	 Finnish Orienteering Federation	47:51	+2:59	5:09
8	Tatyana Oborina	 Russian Orienteering Federation	47:55	+3:03	5:09
9	Daisy Kudre	 Estonian Orienteering Federation EOL	47:58	+3:06	5:10
10	Lenka Mechlova	 Czech Orienteering Federation	48:09	+3:17	5:11
11	Anastasiya Glukhikh	 Russian Orienteering Federation	48:39	+3:47	5:14
12	Milka Reponen	 Finnish Orienteering Federation	48:57	+4:05	5:16
13	Evine Westli Andersen	 Norwegian Orienteering Federation	49:01	+4:09	5:16
14	Hanna Eriksson	 Swedish Orienteering Federation	49:27	+4:35	5:19
15	Liisa Nenonen	 Finnish Orienteering Federation	49:45	+4:53	5:21
16	Marjut Turunen	 Finnish Orienteering Federation	50:05	+5:13	5:23
17	Tilla Farnes Hennum	 Norwegian Orienteering Federation	50:39	+5:47	5:27
18	Stefania Corradini	 Italian Orienteering Federation FISO	50:41	+5:49	5:27

Plac	Name	Organisation	Time	Diff	Km time
19	Petra Hancova	 Czech Orienteering Federation	50:45	+5:53	5:28
20	Katerina Neumannova	 Czech Orienteering Federation	51:03	+6:11	5:30
21	Johanka Simkova	 Czech Orienteering Federation	51:46	+6:54	5:34
22	Epp Paalberg	 Estonian Orienteering Federation EOL	51:59	+7:07	5:36
23	Doris Kudre	 Estonian Orienteering Federation EOL	52:47	+7:55	5:41
24	Liga Valdmane	 Latvian Orienteering Federation	53:21	+8:29	5:44
25	Antoniya Grigorova	 Bulgarian Orienteering Federation	56:02	+11:10	6:02
26	Alice Ventura	 Italian Orienteering Federation FISO	56:12	+11:20	6:03
27	Stefaniya Belomazheva Dimitrova	 Bulgarian Orienteering Federation	1:02:09	+17:17	6:41
28	Yoshiko Sakai	 Japanese Orienteering Federation	1:02:30	+17:38	6:44
29	Antonia Erhart	 Austrian Orienteering Federation	1:06:50	+21:58	7:12
30	Rieke Bruns	 Deutscher Turner Bund	1:11:04	+26:12	7:39
31	Tanja Buchholz	 Deutscher Turner Bund	1:40:45	+55:53	10:51
32	Hibiki Sano	 Japanese Orienteering Federation	1:43:34	+58:42	11:09
33	Busra Celebi	 Turkish Orienteering Federation	2:21:05	+1:36:13	15:12
34	Kirara Homma	 Japanese Orienteering Federation	2:49:28	+2:04:36	18:15
	Magdalena Olsson	 Swedish Orienteering Federation	mispunched		
	Rabia Sehirli	 Turkish Orienteering Federation	mispunched		
	Sora Takizawa	 Japanese Orienteering Federation	mispunched		
	Meryem Sena Yurtsever	 Turkish Orienteering Federation	mispunched		