































































Official results for Sprint

























Name: Sprint
 Organiser:  Bulgaria
 Date: 3 February 2018

Men 61 starting competitors

Plac	Name	Organisation	Time	Diff
1	Eduard Khrennikov	 Russian Federation	17:15	
2	Erik Rost	 Sweden	18:00	+0:45
3	Gion Schnyder	 Switzerland	18:27	+1:12
4	Misa Tuomala	 Finland	18:34	+1:19
5	Sergey Gorlanov	 Russian Federation	18:37	+1:22
6	Oeyvind Watterdal	 Norway	18:42	+1:27
7	Linus Rapp	 Sweden	18:44	+1:29
9	Tuomas Kotro	 Finland	18:44	+1:29
9	Erik Blomgren	 Sweden	18:49	+1:34
10	Jorgen Madslien	 Norway	18:51	+1:36
11	Tero Linnainmaa	 Finland	19:13	+1:58
12	Martin Hammarberg	 Sweden	19:15	+2:00
13	Vladislav Kiselev	 Russian Federation	19:16	+2:01
14	Jakub Skoda	 Czech Republic	19:21	+2:06
15	Mattis Jaama	 Estonia	19:36	+2:21
16	Janne Hakkinen	 Finland	19:42	+2:27
17	Bjornar Kvale	 Norway	19:45	+2:30
18	Ville Petteri Saarela	 Finland	19:47	+2:32
19	Markus Lundholm	 Sweden	19:57	+2:42
20	Oyvind Wiggen	 Norway	20:12	+2:57
21	Stanimir Belomazhev	 Bulgaria	20:23	+3:08
22	Kirill Veselov	 Russian Federation	20:32	+3:17
23	Radek Laciga	 Czech Republic	20:35	+3:20
24	Stepan Malinovskii	 Russian Federation	21:26	+4:11
25	Jyri Uusitalo	 Finland	21:32	+4:17
26	Andrin Kappenberger	 Switzerland	22:05	+4:50
27	Nauris Raize	 Latvia	22:20	+5:05
28	Michal Argalas	 Czech Republic	22:55	+5:40
29	Nerijus Sulcys	 Lithuania	23:00	+5:45
30	Michal Drobnik	 Czech Republic	23:02	+5:47
31	Petr Horvat	 Czech Republic	23:11	+5:56
32	Simion Suci	 Romania	23:36	+6:21
33	Aleksandr Zlobin	 Russian Federation	23:43	+6:28
34	Kevin Hallop	 Estonia	24:06	+6:51
35	Regimantas Kavaliauskas	 Lithuania	24:43	+7:28
36	Nikolay Dimitrov	 Bulgaria	24:57	+7:42
37	Vitalijus Petruelis	 Lithuania	25:25	+8:10
38	Davide Comai	 Italy	25:57	+8:42
39	Kostiantyn Marych	 Ukraine	26:02	+8:47
40	Botond Szasz	 Hungary	26:28	+9:13
41	Roland Fesselhofer	 Austria	26:46	+9:31
42	Georgiy Romanov	 Ukraine	26:51	+9:36
43	Andrej Gerasimov	 Lithuania	27:43	+10:28
44	Dmitriy Adamovich	 Kazakhstan	27:48	+10:33
45	Alexandru Blejdea	 Romania	27:50	+10:35
46	David Hechl	 Austria	29:20	+12:05
47	Boyan Sofin	 Bulgaria	30:38	+13:23
48	Zoltan Szep	 Romania	30:59	+13:44
49	Iztok Rojc	 Slovenia	33:33	+16:18
50	Ugur Aycicek	 Turkey	33:54	+16:39
51	Darko Damjanovski	 Macedonia	37:54	+20:39
52	Dusan Petrovic	 Slovenia	39:32	+22:17
53	Blaz Petrovic	 Slovenia	41:10	+23:55
54	Emirhan Kotan	 Turkey	41:15	+24:00
	Vojtech Matus	 Czech Republic	misponched	
	Audun Heimdahl	 Norway	misponched	
	Klaus Csucs	 Romania	misponched	
	Francesco Corradini	 Italy	misponched	
	Ulrik Nordberg	 Sweden	did not finish	
	Lars Moholdt	 Norway	did not finish	
	Andrey Lamov	 Russian Federation	did not finish	

Women 37 starting competitors

Plac	Name	Organisation	Time	Diff
1	Tove Alexandersson	 Sweden	17:04	
2	Magdalena Olsson	 Sweden	17:38	+0:34
3	Salla Koskela	 Finland	17:53	+0:49
4	Mariya Kechkina	 Russian Federation	17:55	+0:51
5	Anastasia Kravchenko	 Russian Federation	18:10	+1:06
6	Alena Trapeznikova	 Russian Federation	18:52	+1:48
7	Natalya Tomilova	 Russian Federation	19:07	+2:03
8	Evelina Wickbom	 Sweden	19:14	+2:10
9	Kseniia Terekhova	 Russian Federation	19:18	+2:14
10	Marjut Turunen	 Finland	19:22	+2:18
11	Linda Lindkvist	 Sweden	19:30	+2:26
12	Daisy Kudre	 Estonia	19:54	+2:50

Plac	Name	Organisation	Time	Diff
13	Antoniya Grigorova	 Bulgaria	19:57	+2:53
14	Anna Ulvensoen	 Norway	20:04	+3:00
15	Hanna Eriksson	 Sweden	20:19	+3:15
16	Milka Reponen	 Finland	20:27	+3:23
17	Petra Hancova	 Czech Republic	20:59	+3:55
18	Doris Kudre	 Estonia	21:19	+4:15
19	Hanna Rost	 Czech Republic	21:27	+4:23
20	Lenka Mechlova	 Czech Republic	22:01	+4:57
21	Anastasiya Neverova	 Russian Federation	22:22	+5:18
22	Sanna Pusa	 Finland	22:27	+5:23
23	Evine Westli Andersen	 Norway	22:32	+5:28
24	Sonja Morsky	 Finland	22:36	+5:32
25	Stefania Corradini	 Italy	23:10	+6:06
26	Mirka Suutari	 Finland	23:12	+6:08
27	Evely Kaasiku	 Estonia	23:15	+6:11
28	Isabel Salen	 Sweden	23:27	+6:23
29	Gabriele Andrasiniene	 Lithuania	24:26	+7:22
30	Katerina Neumannova	 Czech Republic	25:01	+7:57
31	Johanka Simkova	 Czech Republic	25:22	+8:18
32	Stefaniya Belomazheva-Dimitrova	 Bulgaria	25:26	+8:22
33	Laura Diener	 Switzerland	25:51	+8:47
34	Iliana Ilieva	 Bulgaria	26:22	+9:18
35	Andra Cecilia Anghel	 Romania	27:11	+10:07
36	Jonne Rooma	 Estonia	28:26	+11:22
37	Kezban Tas	 Turkey	50:18	+33:14

Please report errors in the result list to the organiser.