




Official results for Junior World Orienteering Championships 2024 - Long

Name: Long
Organiser: Czechia
Date: 3 July 2024

Classes: [Show all](#) | [Men 20](#) | [Women 20](#)

Men 20 11 490 m, 166 starting competitors

Plac	Name	Organisation	Time	Diff	Km time
1	Matthieu Buehrer	SUI	1:15:06		6:32
2	Zefa Faavae	NZL	1:16:00	+0:54	6:36
3	Daniel Bolehovsky	CZE	1:16:07	+1:01	6:37
4	Loic Berger	SUI	1:16:25	+1:19	6:39
5	Jan Strycek	CZE	1:16:58	+1:52	6:41
6	Marton Csoboth	HUN	1:18:18	+3:12	6:48
7	David Baumberger	SUI	1:18:44	+3:38	6:51
8	Jiri Donda	CZE	1:19:38	+4:32	6:55
9	Sondre Olaussen	NOR	1:20:54	+5:48	7:02
10	Aimar Urquizu Diego	ESP	1:21:01	+5:55	7:03
11	Alfred Bjoernerod	NOR	1:21:03	+5:57	7:03
12	Joschi Schmid	SUI	1:21:15	+6:09	7:04
13	Euan Tryner	GBR	1:21:19	+6:13	7:04
14	Elia Ren	SUI	1:22:10	+7:04	7:09
15	Mathias Lataste	FRA	1:22:45	+7:39	7:12
16	Axel Bratt	SWE	1:23:00	+7:54	7:13
17	Elia Gartmann	SUI	1:23:02	+7:56	7:13
18	Florian Nagel	GER	1:23:05	+7:59	7:13
19	Ludwig Rosen	SWE	1:23:20	+8:14	7:15
20	Kristoffer Strom Wik	NOR	1:23:45	+8:39	7:17
20	Florian Fritzen	FIN	1:23:45	+8:39	7:17
22	Romain Pichard	FRA	1:23:49	+8:43	7:17
23	Mads Christian Maarup	DEN	1:24:24	+9:18	7:20
24	Gonzalo Ferrando	ESP	1:24:26	+9:20	7:20
25	Tautvydas Rimkus	LTU	1:24:29	+9:23	7:21
26	Guilhem Verove	FRA	1:24:35	+9:29	7:21
27	Philip Lehmann Romoren	NOR	1:24:50	+9:44	7:22
28	Prokop Tomasek	CZE	1:25:01	+9:55	7:23
29	Svante Selin	SWE	1:25:04	+9:58	7:24
30	Tadas Dementavicius	LTU	1:25:45	+10:39	7:27
31	Aapo Virkajarvi	FIN	1:25:52	+10:46	7:28
32	Linus Wernstrom	SWE	1:25:53	+10:47	7:28
33	Felix Hunt	NZL	1:26:04	+10:58	7:29
34	Edvin Nilsson	SWE	1:26:21	+11:15	7:30
35	Adam Zridkavesely	CZE	1:26:33	+11:27	7:31
36	Joona Hirvilahti	FIN	1:27:00	+11:54	7:34
37	Mateo Rodriguez Diaz	ESP	1:27:17	+12:11	7:35
38	Mathis Brouwier	BEL	1:27:18	+12:12	7:35
39	Casper Blakskjaer	DEN	1:28:27	+13:21	7:41
40	Filip Jancik	SVK	1:28:45	+13:39	7:43
41	Baptiste Delorme	FRA	1:29:15	+14:09	7:46
42	Sam Woolford	AUS	1:29:25	+14:19	7:46
43	Elias Schafer	AUT	1:29:30	+14:24	7:47
44	Rune De Clercq	BEL	1:29:37	+14:31	7:47
45	Filip Bukovac	SVK	1:29:42	+14:36	7:48
46	Gonzalo Zorrilla Olias	ESP	1:30:15	+15:09	7:51
47	Jakov Lesjak	CRO	1:31:03	+15:57	7:55
48	Jake McLellan	NZL	1:31:14	+16:08	7:56
49	Till Buchberger	GER	1:31:16	+16:10	7:56
50	Paride Gaio	ITA	1:31:18	+16:12	7:56
51	Elias Monsberger	AUT	1:31:20	+16:14	7:56
52	Serafim Kovalchuk	UKR	1:31:22	+16:16	7:57
53	James Hammond	GBR	1:31:26	+16:20	7:57

Plac	Name	Organisation	Time	Diff	Km time
54	Rauli Aho	 FIN	1:31:44	+16:38	7:59
55	Ben Squire	 GBR	1:32:37	+17:31	8:03
56	Faddei Matin	 UKR	1:32:45	+17:39	8:04
57	Tomas Urbanek	 CZE	1:33:16	+18:10	8:07
58	Axel Oernhagen Joergensen	 DEN	1:33:24	+18:18	8:07
59	Iver Dalsaune Thun	 NOR	1:33:28	+18:22	8:08
60	Tymoteusz Bultrowicz	 POL	1:33:37	+18:31	8:08
61	Ervin Vigh	 ROU	1:33:58	+18:52	8:10
61	Tobias Nagel	 GER	1:33:58	+18:52	8:10
63	Ossi Rasmus Priks	 EST	1:34:11	+19:05	8:11
64	Andreas Vistnes Myklebost	 NOR	1:34:22	+19:16	8:12
65	Oskar Mella	 AUS	1:34:24	+19:18	8:12
66	Emils Lazdans	 LAT	1:34:28	+19:22	8:13
67	Tommy Rollins	 GBR	1:34:34	+19:28	8:13
68	Lorenzo De Biasi	 ITA	1:34:41	+19:35	8:14
69	Emils Saulite	 LAT	1:34:56	+19:50	8:15
70	Kasparas Murenas	 LTU	1:34:57	+19:51	8:15
71	Tomas Kasza	 SVK	1:35:06	+20:00	8:16
72	Moritz Czech	 AUT	1:35:39	+20:33	8:19
73	Marco Anselmo Di Stefano	 ITA	1:36:51	+21:45	8:25
74	Arnaud Mazy	 BEL	1:37:05	+21:59	8:26
75	David Benke Somorjai	 HUN	1:37:18	+22:12	8:28
76	Tihon Salopek	 CRO	1:37:21	+22:15	8:28
76	Ioan Iacob	 ROU	1:37:21	+22:15	8:28
78	Louis Bourgeois	 BEL	1:38:03	+22:57	8:32
79	Martins Dzenitis	 LAT	1:38:17	+23:11	8:33
80	Jorn Kennis	 BEL	1:38:36	+23:30	8:34
81	Tamas Balatoni	 HUN	1:39:06	+24:00	8:37
81	Tervel Dragoev	 BUL	1:39:06	+24:00	8:37
83	Callum White	 AUS	1:39:13	+24:07	8:38
84	Tobias Olloz	 DEN	1:39:23	+24:17	8:38
85	Yurii Skvortsov	 UKR	1:39:25	+24:19	8:39
86	Teo Struck	 GER	1:39:27	+24:21	8:39
87	Edvards Zvirgzdins	 LAT	1:39:47	+24:41	8:41
88	Maksym Barchuk	 UKR	1:40:03	+24:57	8:42
89	Vinski Malinen	 FIN	1:40:04	+24:58	8:42
90	Anton Knoll	 GER	1:40:20	+25:14	8:43
91	Zdravko Kolev	 BUL	1:40:24	+25:18	8:44
92	Sahar Eshel	 ISR	1:40:29	+25:23	8:44
93	Kenichiro Terashima	 JPN	1:41:05	+25:59	8:47
94	Yamato Kajimoto	 JPN	1:41:28	+26:22	8:49
95	Luka Seljak	 SLO	1:41:30	+26:24	8:50
96	Volodymyr Horashko	 UKR	1:41:45	+26:39	8:51
97	Matej Balogh	 SVK	1:41:58	+26:52	8:52
98	Riley Croxford	 NZL	1:42:21	+27:15	8:54
99	Oleksii Shyp	 UKR	1:43:50	+28:44	9:02
100	Nathan Borton	 NZL	1:44:10	+29:04	9:03
101	Chris Marcus Krahv	 EST	1:44:40	+29:34	9:06
102	Alec Le Helloco	 CAN	1:45:07	+30:01	9:08
103	Alvin Craig	 AUS	1:45:35	+30:29	9:11
104	Sam Carryer	 NZL	1:45:45	+30:39	9:12
105	Fabio Amadesi	 ITA	1:46:49	+31:43	9:17
106	Svetlozar Kolev	 BUL	1:47:21	+32:15	9:20
107	Mats De Smul	 BEL	1:48:05	+32:59	9:24
108	Marco Pelov	 BUL	1:49:24	+34:18	9:31
109	Owen Radajewski	 AUS	1:49:32	+34:26	9:31
110	Ben Gostick	 GBR	1:49:52	+34:46	9:33
111	Samuele Acler	 ITA	1:49:56	+34:50	9:34
112	Ludvig Hagwall	 USA	1:50:14	+35:08	9:35
113	Adam Balint	 HUN	1:50:15	+35:09	9:35
114	Dani Nikolov	 BUL	1:50:41	+35:35	9:37
115	Edoardo Pellegrino Tecco	 ITA	1:50:50	+35:44	9:38
116	Wiktor Muller	 POL	1:51:01	+35:55	9:39











Plac	Name	Organisation	Time	Diff	Km time
117	Mori Finlayson Johnecheck	USA	1:53:29	+38:23	9:52
118	Daire O'Brien	IRL	1:53:57	+38:51	9:55
119	Janko Zivkov	SRB	1:56:03	+40:57	10:06
120	Cameron Morrison	RSA	1:56:48	+41:42	10:09
121	Muhammed Sadik Seydioglu	TUR	1:56:54	+41:48	10:10
122	David Husag	SRB	1:57:18	+42:12	10:12
123	Joshua Hoare	IRL	1:57:55	+42:49	10:15
124	Lucas Tamas	ROU	1:58:10	+43:04	10:17
125	Joshua Ho Kiu Au	HKG	1:58:34	+43:28	10:19
126	Hiroki Takebayashi	JPN	1:58:44	+43:38	10:20
127	Soma Iwasaki	JPN	1:58:54	+43:48	10:20
128	Benjamin Brady	USA	2:00:31	+45:25	10:29
129	Ian Dunlap	USA	2:01:20	+46:14	10:33
130	Huseyin Yuce	TUR	2:02:16	+47:10	10:38
131	Carl Gustav Jongenburger	NED	2:03:40	+48:34	10:45
132	Rodrigo Lima	POR	2:04:46	+49:40	10:51
133	Idar Elias Jongenburger	NED	2:06:20	+51:14	10:59
134	Primoz Gantar	SLO	2:07:04	+51:58	11:03
135	Jackson Rupe	USA	2:07:35	+52:29	11:06
136	Oscar Rowe	IRL	2:07:36	+52:30	11:06
137	Jamie Woolford	AUS	2:12:29	+57:23	11:31
138	Seki Bito	JPN	2:12:39	+57:33	11:32
139	George Petreus	ROU	2:14:21	+59:15	11:41
140	Kwan Wong	HKG	2:15:56	+1:00:50	11:49
141	Tiago Silva	POR	2:16:31	+1:01:25	11:52
142	Benjamin Conley	USA	2:20:30	+1:05:24	12:13
143	Weicheng Wang	CHN	2:25:52	+1:10:46	12:41
144	Kento Kato	JPN	2:27:37	+1:12:31	12:50
145	Hong Ching Fung	HKG	2:30:27	+1:15:21	13:05
146	Hasan Emre Sarp	TUR	2:34:37	+1:19:31	13:27
147	Alok Woo	HKG	2:45:50	+1:30:44	14:25
148	Cheuk Yiu Janos Au	HKG	2:52:41	+1:37:35	15:01
	Haobo Cheng	CHN	over max time		
	Junjie Qiu	CHN	mispunched		
	Jacopo Stoecher	AUT	mispunched		
	Antoine Derlot	FRA	mispunched		
	Huseyin Sahan	TUR	mispunched		
	Simon Tobler	AUT	mispunched		
	Tsz chun Kwong	HKG	mispunched		
	Odin Ek	SWE	mispunched		
	Endre Jancsik	ROU	mispunched		
	Dinis Lopes	POR	mispunched		
	Zekai Chen	CHN	mispunched		
	Guangbin Jiang	CHN	did not finish		
	Lukas Wieser	AUT	did not finish		
	Bastien Thenoz	FRA	did not finish		
	Niels Elton Jokumsen	DEN	did not finish		
	Olle Ilmar Jaama	EST	did not finish		
	Niels Dalgaard	DEN	did not finish		
	Adam Methven	GBR	did not finish		
	Rasmus Toyryla	FIN	did not start		
	Bartlomiej Maciejewski	POL	did not start		

Women 20 9 590 m, 142 starting competitors

Plac	Name	Organisation	Time	Diff	Km time
1	Lucie Dittrichova	CZE	1:14:48		7:47
2	Michaela Novotna	CZE	1:17:02	+2:14	8:01
3	Viktorie Skachova	CZE	1:20:47	+5:59	8:25
4	Virna Pellikka	FIN	1:22:15	+7:27	8:34
5	Seline Sannwald	SUI	1:22:31	+7:43	8:36
6	Mathea Gloersen	NOR	1:23:11	+8:23	8:40
7	Klara Borg	SWE	1:23:20	+8:32	8:41

Plac	Name	Organisation	Time	Diff	Km time
8	Rita Maramarosi	 HUN	1:23:27	+8:39	8:42
9	Eeva Liina Ojanaho	 FIN	1:23:59	+9:11	8:45
10	Rachel Marxer	 SUI	1:24:04	+9:16	8:45
11	Ingeborg Roll Mosland	 NOR	1:24:10	+9:22	8:46
12	Janka Mikes	 HUN	1:24:31	+9:43	8:48
13	Tuva Ostangard	 SWE	1:25:01	+10:13	8:51
14	Imogen Pieters	 GBR	1:25:17	+10:29	8:53
15	Tille De Smul	 BEL	1:25:19	+10:31	8:53
16	Emma Emilsson	 SWE	1:25:49	+11:01	8:56
17	Elisa Gotsch Iversen	 NOR	1:26:13	+11:25	8:59
18	Ine Bohnhorst Tegdan	 NOR	1:26:38	+11:50	9:02
19	Henriette Radzikowski	 SUI	1:27:19	+12:31	9:06
20	Sigrid Hoeyer Staugaard	 DEN	1:27:30	+12:42	9:07
21	Heidi Kristina Sebjornsen	 NOR	1:27:43	+12:55	9:08
22	Emma Caspari	 GER	1:27:46	+12:58	9:09
23	Anna Gasser	 SUI	1:27:54	+13:06	9:09
24	Hana Vitkova	 CZE	1:28:08	+13:20	9:11
25	Ilze Jumike	 LAT	1:28:17	+13:29	9:12
26	Anni MakiHokkonen	 FIN	1:28:35	+13:47	9:14
27	Ema Cerna	 CZE	1:29:21	+14:33	9:19
28	Katerina Stepova	 CZE	1:29:52	+15:04	9:22
29	Anna Taksdal	 NOR	1:30:08	+15:20	9:23
30	Alma Svennerud	 SWE	1:30:55	+16:07	9:28
31	Judit Ravell	 ESP	1:31:17	+16:29	9:31
32	Annabelle Delenne	 FRA	1:31:38	+16:50	9:33
33	Alice Merat	 FRA	1:31:58	+17:10	9:35
34	Irene Guerrero	 ESP	1:31:59	+17:11	9:35
35	Alva Bjork	 SWE	1:32:02	+17:14	9:35
36	Kaia Joergensen	 NZL	1:32:20	+17:32	9:37
37	Nicole Riz	 ITA	1:32:52	+18:04	9:41
38	Elsa Hedin	 SWE	1:33:53	+19:05	9:47
39	Tide Faavae	 NZL	1:34:10	+19:22	9:49
40	Lucie Gaudion	 FRA	1:34:43	+19:55	9:52
41	Lovise Harriette Koppel	 EST	1:34:45	+19:57	9:52
42	Julia Fritz	 GER	1:34:50	+20:02	9:53
43	Maria Bermejo Agustin	 ESP	1:35:40	+20:52	9:58
44	Kamilla Kiss	 HUN	1:36:12	+21:24	10:01
45	Laura Berke	 LAT	1:36:16	+21:28	10:02
46	Frida Karner Grooss	 DEN	1:36:41	+21:53	10:04
47	Aniko Koren	 HUN	1:36:54	+22:06	10:06
48	Leonarda Baltina	 LAT	1:36:56	+22:08	10:06
49	Alyssia Wymer	 FRA	1:38:25	+23:37	10:15
50	Agnese Jaunmuktane	 LAT	1:38:46	+23:58	10:17
51	Fanny Delahaye	 FRA	1:39:09	+24:21	10:20
52	Katherine Babington	 NZL	1:39:56	+25:08	10:25
53	Lone Constanze Pompe	 GER	1:39:58	+25:10	10:25
54	Isobel Howard	 GBR	1:40:00	+25:12	10:25
55	Rachel Baker	 NZL	1:40:03	+25:15	10:25
56	Flora Aigmueller	 AUT	1:40:18	+25:30	10:27
57	Marlene Fritz	 GER	1:40:19	+25:31	10:27
58	Kateryna Kropyvnytska	 UKR	1:40:40	+25:52	10:29
59	Laura Kaldahl Hornbaek	 DEN	1:41:36	+26:48	10:35
60	Daisy McNamara	 GBR	1:41:45	+26:57	10:36
61	Laura Bobach	 DEN	1:42:17	+27:29	10:39
62	Ruth Gooch	 GBR	1:42:26	+27:38	10:40
63	Darta Putne	 LAT	1:43:46	+28:58	10:49
64	Oona Kaikkonen	 FIN	1:43:53	+29:05	10:49
65	Antonina Mianowska	 POL	1:44:08	+29:20	10:51
66	Nea Erzen	 SLO	1:44:31	+29:43	10:53
66	Bodza Virag Gerzsenyi	 HUN	1:44:31	+29:43	10:53
68	Rebecca Herna	 SVK	1:44:32	+29:44	10:54
69	Phoebe Hunt	 NZL	1:45:39	+30:51	11:01
70	Leonor Ferreira	 POR	1:45:48	+31:00	11:01

Plac	Name	Organisation	Time	Diff	Km time
71	Yaelle Malard	FRA	1:45:51	+31:03	11:02
72	Iryna Klymeniuk	UKR	1:46:03	+31:15	11:03
73	Nea Shingler	AUS	1:46:04	+31:16	11:03
74	Maria Eller	EST	1:46:34	+31:46	11:06
75	Amalie Ertmann	DEN	1:47:07	+32:19	11:10
76	Anne Kaestner	GER	1:48:13	+33:25	11:17
77	Barbora Zelnikova	SVK	1:48:20	+33:32	11:17
78	Ivana Pedeva	BUL	1:48:33	+33:45	11:19
79	Mikaela Gray	AUS	1:49:28	+34:40	11:24
80	Patricia Toledo	ESP	1:50:56	+36:08	11:34
81	Sigrid Oehlensch Nielsen	DEN	1:50:58	+36:10	11:34
82	Aysa Asya Tuzcuogullari	TUR	1:51:00	+36:12	11:34
83	Jocie Hilton	GBR	1:51:10	+36:22	11:35
84	Erika Enderby	AUS	1:51:18	+36:30	11:36
85	Jowita Pudelek	POL	1:51:24	+36:36	11:36
86	Milla Key	AUS	1:51:40	+36:52	11:38
87	Natalie Miller	AUS	1:51:53	+37:05	11:40
88	Zara Stewart	NZL	1:52:04	+37:16	11:41
89	Olha Sereda	UKR	1:52:31	+37:43	11:43
90	Astrid White	USA	1:52:53	+38:05	11:46
91	Eve Buckley	IRL	1:54:00	+39:12	11:53
92	Chisako Ono	JPN	1:54:12	+39:24	11:54
93	Ruta Dabolina	LAT	1:54:30	+39:42	11:56
94	Alexia Tudorache	ROU	1:55:01	+40:13	11:59
95	Reneta Nenkova	BUL	1:55:09	+40:21	12:00
96	Mariann Zernant	EST	1:55:56	+41:08	12:05
97	Freya Tryner	GBR	1:57:12	+42:24	12:13
98	Yeva Mariia Otreshko	UKR	1:57:17	+42:29	12:13
99	Yulia Georgieva	BUL	1:58:04	+43:16	12:18
100	Sarah Rooman	BEL	1:58:15	+43:27	12:19
101	Yana Ilieva	BUL	1:58:38	+43:50	12:22
102	Joana Canana	POR	2:00:03	+45:15	12:31
103	Giulia Fignon	ITA	2:00:09	+45:21	12:31
104	Raya Asenova	BUL	2:00:13	+45:25	12:32
105	Zdenka Petra Stambuk	CRO	2:02:09	+47:21	12:44
106	Elis Angeli	ITA	2:03:34	+48:46	12:53
107	Neza Obid	SLO	2:04:01	+49:13	12:55
108	Robyn Astridge	CAN	2:04:37	+49:49	12:59
109	Eylul Senal	TUR	2:04:57	+50:09	13:01
110	Alisa Zemliakova	UKR	2:07:10	+52:22	13:15
111	Alexandra Serra Campos	POR	2:07:40	+52:52	13:18
112	Iruka Maki	JPN	2:08:12	+53:24	13:22
113	Robin Nikolic	SRB	2:08:29	+53:41	13:23
114	Andreea Manu	ROU	2:10:14	+55:26	13:34
115	Miu Nakadate	JPN	2:11:04	+56:16	13:40
116	Tomomi Onozuka	JPN	2:12:19	+57:31	13:47
117	Paige Suhocki	USA	2:12:49	+58:01	13:50
118	Buse Acil	TUR	2:13:54	+59:06	13:57
119	Betul Onal	TUR	2:14:06	+59:18	13:58
120	Antonia Man	ROU	2:14:08	+59:20	13:59
121	Alexis Merka	USA	2:20:59	+1:06:11	14:42
122	Nana Ogawa	JPN	2:23:41	+1:08:53	14:58
123	Danny Buchholz	USA	2:25:03	+1:10:15	15:07
124	Eri Yamamoto	JPN	2:29:02	+1:14:14	15:32
125	Yoyo You	HKG	2:29:28	+1:14:40	15:35
126	Emily Rowe	IRL	2:30:14	+1:15:26	15:39
127	Zariah Zosel	USA	2:37:35	+1:22:47	16:25
128	Greta Leonard	USA	2:41:50	+1:27:02	16:52
129	Man Hei Meri Yau	HKG	2:47:00	+1:32:12	17:24
130	Wai ki Fung	HKG	2:53:51	+1:39:03	18:07
131	Pui Yuet Siu	HKG	2:57:12	+1:42:24	18:28
132	Zhiye Li	CHN	3:11:30	+1:56:42	19:58
133	Wong Yee Yan	HKG	3:49:23	+2:34:35	23:55

Plac	Name	Organisation	Time	Diff	Km time
134	Meilun Xian	 CHN	3:51:05	+2:36:17	24:05
	Yihan Wang	 CHN	over max time		
	Yiyuan You	 CHN	over max time		
	Jerika Kong	 HKG	mispunched		
	Kati Hotz	 SUI	mispunched		
	Elli Punto	 FIN	mispunched		
	Heta Virkajarvi	 FIN	did not finish		
	Diana Maria Pop	 ROU	did not finish		
	Zoe Carter	 AUS	did not finish		
	Coralie Waldner	 SUI	did not start		
	Laura Venhauer	 AUT	did not start		