

## Official results for Junior World Orienteering Championships 2021 - Relay

Name: Relay

Organiser:  Turkey

Date: 10 September 2021

**Men 20** 42 starting competitors

[Leg 1](#) | [Leg 2](#) | [Leg 3](#) | **Total**

Plac	Name	Leg time	Leg pl	Leg diff	Time	Co plac	Diff
1	 Sweden Sweden 1				1:44:14		
	1. Noel Braun	33:50	3		33:50	3	
	2. Viktor Svensk	34:12	2		1:08:02	1	-2
	3. Axel Elmblad	36:12	1		1:44:14	1	0
2	 Hungary Hungary 1				1:45:51		+1:37
	1. Peter Nagy	36:27	18		36:27	18	
	2. Zoltan Bujdosó	33:12	1		1:09:39	3	-15
	3. Ferenc Jonas	36:12	1		1:45:51	2	-1
3	 Switzerland Switzerland 1				1:47:06		+2:52
	1. Pascal Schmid	35:05	9		35:05	9	
	2. Pascal Schaerer	34:17	3		1:09:22	2	-7
	3. Florian Freuler	37:44	5		1:47:06	3	+1
4	 Norway Norway 1				1:48:10		+3:56
	1. Tobias Alstad	34:00	4		34:00	4	
	2. Kornelius Kriszat Lovfald	36:12	14		1:10:12	7	+3
	3. Isak Jonsson	37:58	6		1:48:10	4	-3
5	 Russian Federation Russian Federation 1				1:48:11		+3:57
	1. Dmitrii Stepanov	34:35	6		34:35	6	
	2. Ilya Malygin	35:37	7		1:10:12	7	+1
	3. Mark Tutynin	37:59	7		1:48:11	5	-2
6	 Denmark Denmark 1				1:49:52		+5:38
	1. Linus Agervig Kristiansson	36:34	20		36:34	20	
	2. Jacob Steinthal	35:55	11		1:12:29	14	-6
	3. Soren Thrane Odum	37:23	4		1:49:52	6	-8
7	 Czech Republic Czech Republic 1				1:50:30		+6:16
	1. Jakub Chaloupsky	32:54	1		32:54	1	
	2. Jan Gajda	37:52	18		1:10:46	10	+9
	3. Lukas Richtr	39:44	9		1:50:30	7	-3
8	 Slovakia Slovakia 1				1:50:46		+6:32
	1. Daniel Pompura	35:26	12		35:26	12	
	2. Medard Feder	35:38	8		1:11:04	12	0
	3. Adam Jonas	39:42	8		1:50:46	8	-4
9	 Finland Finland 1				1:51:59		+7:45
	1. Aarni Ronkainen	32:58	2		32:58	2	
	2. Topias Arola	37:09	16		1:10:07	5	+3
	3. Jonny Donner	41:52	13		1:51:59	9	+4
10	 Spain Spain 1				1:53:53		+9:39
	1. Isaac Hernandez Pindado	35:18	11		35:18	11	
	2. Pablo Ferrando	34:48	4		1:10:06	4	-7
	3. Gustav Wiren Gonzalez	43:47	24		1:53:53	10	+6
11	 Italy Italy 1				1:54:02		+9:48
	1. Francesco Mariani	35:07	10		35:07	10	

Plac	Name	Leg time	Leg pl	Leg diff	Time	Co plac	Diff
	2. Damiano Bettega	35:17	5		1:10:24	9	-1
	3. Ilian Angeli	43:38	23		1:54:02	11	+2 +9:48
12	 Sweden Sweden 2				1:54:07		+9:53
	1. Benjamin Naslund	35:40	14		35:40	14	
	2. Philip Carlsson	35:22	6		1:11:02	11	-3
	3. Leo Johansson	43:05	20		1:54:07	12	+1 +9:53
13	 Czech Republic Czech Republic 2				1:54:12		+9:58
	1. Vit Cech	36:33	19		36:33	19	
	2. Filip Adamek	36:04	13		1:12:37	15	-4
	3. Ondrej Metelka	41:35	12		1:54:12	13	-2 +9:58
14	 France France 1				1:54:15		+10:01
	1. Basile Basset	41:42	32		41:42	32	
	2. Julien Vuitton	35:47	10		1:17:29	20	-12
	3. Quentin Andrieux	36:46	3		1:54:15	14	-6 +10:01
15	 Switzerland Switzerland 2				1:54:20		+10:06
	1. Timo Tantanini	34:30	5		34:30	5	
	2. Dominic Mueller	35:41	9		1:10:11	6	+1
	3. Janis Hutzli	44:09	25		1:54:20	15	+9 +10:06
16	 France France 2				1:54:59		+10:45
	1. Antoine Becaert	35:38	13		35:38	13	
	2. Kylian Wymer	36:00	12		1:11:38	13	0
	3. Nathan Marchand	43:21	22		1:54:59	16	+3 +10:45
17	 Austria Austria 1				1:58:13		+13:59
	1. Lukas Novak	34:55	8		34:55	8	
	2. Jakob Wolfram	41:20	25		1:16:15	16	+8
	3. Erik Bonek	41:58	14		1:58:13	17	+1 +13:59
18	 Russian Federation Russian Federation 2				1:58:53		+14:39
	1. Mikhail Beliakov	34:46	7		34:46	7	
	2. Viacheslav Kotov	41:45	27		1:16:31	18	+11
	3. Daniil Fomin	42:22	16		1:58:53	18	0 +14:39
19	 Latvia Latvia 2				2:02:04		+17:50
	1. Gustavs Stana	36:58	21		36:58	21	
	2. Austris Kalnins	39:29	20		1:16:27	17	-4
	3. Emils Lazdans	45:37	27		2:02:04	19	+2 +17:50
20	 Lithuania Lithuania 1				2:02:39		+18:25
	1. Rokas Barauskas	36:02	15		36:02	15	
	2. Andojas Lapinskas	45:18	31		1:21:20	26	+11
	3. Tadas Dementavicius	41:19	11		2:02:39	20	-6 +18:25
21	 Germany Germany 1				2:02:45		+18:31
	1. Anselm Reichenbach	39:11	25		39:11	25	
	2. Anton Silier	40:58	23		1:20:09	24	-1
	3. Konrad Stamer	42:36	18		2:02:45	21	-3 +18:31
22	 Denmark Denmark 2				2:02:59		+18:45
	1. Jeppe Edvardsen	40:12	28		40:12	28	
	2. Theis Munktvad	39:44	21		1:19:56	23	-5
	3. Oscar David Brom Jensen	43:03	19		2:02:59	22	-1 +18:45
23	 Latvia Latvia 1				2:03:06		+18:52
	1. Emils Zernis	40:12	28		40:12	28	
	2. Matiss Saulite	37:23	17		1:17:35	21	-7
	3. Jekabs Niklavs Janovs	45:31	26		2:03:06	23	+2 +18:52
24	 Portugal Portugal 1				2:03:42		+19:28

Plac	Name	Leg time	Leg pl	Leg diff	Time	Co plac	Diff
	1. Tomas Lima	38:07	23		38:07	23	
	2. Vasco Mendes	38:40	19		1:16:47	19	-4
	3. Manuel Oliveira	46:55	28		2:03:42	24	+5 +19:28
25	 Ukraine Ukraine 1				2:04:13		+19:59
	1. Vladyslav Arbuzov	37:52	22		37:52	22	
	2. Yuri Skvortsov	43:10	29		1:21:02	25	+3
	3. Tymofii Teremetskyi	43:11	21		2:04:13	25	0 +19:59
26	 Belgium Belgium 1				2:07:11		+22:57
	1. Antoine Mattart	45:37	37		45:37	37	
	2. Cedric Amerijckx	41:01	24		1:26:38	31	-6
	3. Liam Thiels	40:33	10		2:07:11	26	-5 +22:57
27	 Poland Poland 1				2:07:54		+23:40
	1. Piotr Rzenca	39:40	27		39:40	27	
	2. Mateusz Kula	45:52	32		1:25:32	30	+3
	3. Stanislaw Kurzyp	42:22	16		2:07:54	27	-3 +23:40
28	 Slovakia Slovakia 2				2:09:38		+25:24
	1. Martin Rohac	36:16	17		36:16	17	
	2. Martin Knor	42:43	28		1:18:59	22	+5
	3. Maximilian Kubik	50:39	32		2:09:38	28	+6 +25:24
29	 Estonia Estonia 1				2:11:54		+27:40
	1. Kustu Kunnapas	41:03	31		41:03	31	
	2. Hando Allmann	40:19	22		1:21:22	27	-4
	3. Jurgen Joonas	50:32	31		2:11:54	29	+2 +27:40
30	 Turkey Turkey 1				2:13:48		+29:34
	1. Aziz Kiziltas	36:05	16		36:05	16	
	2. Ahmet Yasin Temel	45:56	33		1:22:01	28	+12
	3. Ali Aydin	51:47	34		2:13:48	30	+2 +29:34
31	 Germany Germany 2				2:22:49		+38:35
	1. Till Tarek Geiler	48:22	38		48:22	38	
	2. Martin Scheuermann	41:38	26		1:30:00	33	-5
	3. Matti Bruns	52:49	35		2:22:49	31	-2 +38:35
32	 Japan Japan 1				2:23:54		+39:40
	1. Seiya Morikiyo	40:54	30		40:54	30	
	2. Ryusei Irie	53:00	37		1:33:54	34	+4
	3. Hayato Kaneko	50:00	30		2:23:54	32	-2 +39:40
33	 Romania Romania 1				2:32:39		+48:25
	1. Endre Jancsik	45:09	35		45:09	35	
	2. Catalin Vadean	53:27	38		1:38:36	35	0
	3. Lorand Vigh	54:03	37		2:32:39	33	-2 +48:25
34	 United States United States 1				2:34:19		+50:05
	1. Anthony Riley	42:20	33		42:20	33	
	2. Benjamin Brady	1:00:24	41		1:42:44	38	+5
	3. David Runde	51:35	33		2:34:19	34	-4 +50:05
35	 Turkey Turkey 2				2:34:54		+50:40
	1. Yusuf Parlak	49:52	39		49:52	39	
	2. Ozcan Deniz	51:28	36		1:41:20	36	-3
	3. Cuma Ekici	53:34	36		2:34:54	35	-1 +50:40
36	 Ireland Ireland 1				2:40:02		+55:48
	1. Darragh Hoare	45:35	36		45:35	36	
	2. Aidan McCullough	55:49	39		1:41:24	37	+1
	3. Liam Cotter	58:38	38		2:40:02	36	-1 +55:48

Plac	Name	Leg time	Leg pl	Leg diff	Time	Co plac	Diff
37	Bulgaria Bulgaria 1				2:33:42		+49:28
	1. Preslav Shterev	44:51	34		44:51	34	
	2. Martin Argirov	59:42	40		1:44:33	39	+5
	3. Aleksandar Ivanov	49:09	29		2:33:42	37	-2 +49:28
	Bulgaria Bulgaria 2				mispunched		
	1. Nikolay Nedkov	mispunched			mispunched		
	2. Kaloyan Petrov	49:43	35		mispunched		
	3. Tervel Dragoev	mispunched			mispunched		
	Norway Norway 2				mispunched		
	1. Sigurd Paulsen Vie	mispunched			mispunched		
	2. Vegard Kittilsen	36:53	15		mispunched		
	3. Lars Young Vik	42:02	15		mispunched		
	Poland Poland 2				mispunched		
	1. Stanislaw Pachnik	mispunched			mispunched		
	2. Piotr Pesta	did not start			mispunched		
	3. Ignacy Slomczynski	did not start			mispunched		
	Austria Austria 2				did not finish		
	1. Kilian Trummer	39:33	26		39:33	26	
	2. David Rapotz	47:37	34		1:27:10	32	+6
	3. Kilian Zapf	did not start			did not finish		
	Finland Finland 2				did not finish		
	1. Akseli Virtanen	38:10	24		38:10	24	
	2. Lauri Syrjalainen	44:23	30		1:22:33	29	+5
	3. Touko Seppa	did not start			did not finish		





## Women 20 35 starting competitors

Leg 1 | Leg 2 | Leg 3 | Total

Plac	Name	Leg time	Leg pl	Leg diff	Time	Co plac	Diff
1	Sweden Sweden 1				1:36:57		
	1. Tilda Ostberg	33:57	8		33:57	8	
	2. Petrina Costermans	32:40	4		1:06:37	4	-4
	3. Hanna Lundberg	30:20	1		1:36:57	1	-3
2	Hungary Hungary 1				1:39:16		+2:19
	1. Boglarka Czako	32:01	3		32:01	3	
	2. Viktoria Mag	32:50	5		1:04:51	1	-2
	3. Csilla Gardonyi	34:25	5		1:39:16	2	+1 +2:19
3	Czech Republic Czech Republic 1				1:40:49		+3:52
	1. Michaela Dittrichova	34:16	10		34:16	10	
	2. Lucie Semikova	32:38	3		1:06:54	5	-5
	3. Marketa Mulickova	33:55	4		1:40:49	3	-2 +3:52
4	Finland Finland 1				1:42:01		+5:04
	1. Maria Maattanen	34:57	14		34:57	14	
	2. Salla Isoherranen	34:46	9		1:09:43	11	-3
	3. Ida Haapala	32:18	2		1:42:01	4	-7 +5:04
5	Switzerland Switzerland 1				1:42:19		+5:22
	1. Corina Hueni	34:16	10		34:16	10	
	2. Sanna Hotz	31:55	2		1:06:11	3	-7
	3. Lilly Graber	36:08	9		1:42:19	5	+2 +5:22
6	France France 1				1:42:31		+5:34

Plac	Name	Leg time	Leg pl	Leg diff	Time	Co plac	Diff
	1. Lucie Lataste	34:25	12		34:25	12	
	2. Cecile Calandry	31:37	1		1:06:02	2	-10
	3. Perrine Toussaint	36:29	10		1:42:31	6	+4
7	 Norway Norway 1				1:42:46		+5:49
	1. Kristin Melby Jacobsen	36:09	18		36:09	18	
	2. Jenny Baklid	34:12	7		1:10:21	13	-5
	3. Pia Young Vik	32:25	3		1:42:46	7	-6
8	 Russian Federation Russian Federation 2				1:42:53		+5:56
	1. Anastasiya Kurova	32:50	5		32:50	5	
	2. Viktoria Bolotnikova	34:25	8		1:07:15	6	+1
	3. Anastasiia Beliakova	35:38	7		1:42:53	8	+2
9	 Italy Italy 1				1:46:29		+9:32
	1. Anna Pradel	35:06	15		35:06	15	
	2. Martina Rizzi	34:49	10		1:09:55	12	-3
	3. Caterina Dallerà	36:34	11		1:46:29	9	-3
10	 Finland Finland 2				1:46:57		+10:00
	1. Hanne Hilo	33:37	6		33:37	6	
	2. Veera Laaksoviita	37:59	17		1:11:36	15	+9
	3. Milja Vaataja	35:21	6		1:46:57	10	-5
11	 Czech Republic Czech Republic 2				1:47:16		+10:19
	1. Barbora Smolkova	34:06	9		34:06	9	
	2. Anna Karlova	33:26	6		1:07:32	8	-1
	3. Tereza Kosova	39:44	18		1:47:16	11	+3
12	 Sweden Sweden 2				1:48:44		+11:47
	1. Emma Ling	35:40	17		35:40	17	
	2. Tilde Backlund	34:53	11		1:10:33	14	-3
	3. Alva Sonesson	38:11	16		1:48:44	12	-2
13	 France France 2				1:49:15		+12:18
	1. Tifenn Moulet	31:45	2		31:45	2	
	2. Alix Villar	36:49	15		1:08:34	10	+8
	3. Annabelle Delenne	40:41	19		1:49:15	13	+3
14	 Norway Norway 2				1:49:33		+12:36
	1. Oda Scheele	32:36	4		32:36	4	
	2. Janne Tjorhom Aasheim	35:28	12		1:08:04	9	+5
	3. Aasne Haavengen	41:29	20		1:49:33	14	+5
15	 Russian Federation Russian Federation 1				1:50:21		+13:24
	1. Olesia Gladilkina	35:25	16		35:25	16	
	2. Anastasia Botova	37:13	16		1:12:38	16	0
	3. Olesia Riazanova	37:43	13		1:50:21	15	-1
16	 Denmark Denmark 1				1:51:48		+14:51
	1. Hedvig Valbjorn Gydesen	31:29	1		31:29	1	
	2. Eva Ornhagen Joergensen	36:00	13		1:07:29	7	+6
	3. Malin Agervig Kristiansson	44:19	24		1:51:48	16	+9
17	 Switzerland Switzerland 2				1:55:51		+18:54
	1. Ines Berger	43:23	24		43:23	24	
	2. Siana Senn	36:38	14		1:20:01	18	-6
	3. Vera Moser	35:50	8		1:55:51	17	-1
18	 Latvia Latvia 1				1:58:01		+21:04
	1. Elza Kuze	33:38	7		33:38	7	
	2. Laura Berke	39:03	19		1:12:41	17	+10
	3. Leonarda Baltina	45:20	26		1:58:01	18	+1

Plac	Name	Leg time	Leg pl	Leg diff	Time	Co plac	Diff
19	 Bulgaria Bulgaria 1				2:03:23		+26:26
	1. Velina Koeva	36:47	20		36:47	20	
	2. Desislava Bahchevanova	48:41	28		1:25:28	21	+1
	3. Evangelina Dyaksova	37:55	14		2:03:23	19	-2
20	 Latvia Latvia 2				2:03:30		+26:33
	1. Kristine Brunere	44:57	26		44:57	26	
	2. Agnese Jaunmuktane	40:55	21		1:25:52	24	-2
	3. Anna Emilija Suta	37:38	12		2:03:30	20	-4
21	 Ukraine Ukraine 1				2:04:49		+27:52
	1. Yelyzaveta Ostapenko	43:27	25		43:27	25	
	2. Anastasiia Biliakova	43:16	22		1:26:43	25	0
	3. Feia Tsyvilska	38:06	15		2:04:49	21	-4
22	 Austria Austria 1				2:07:38		+30:41
	1. Maya Kastner	36:43	19		36:43	19	
	2. Nilla Bogensperger	52:30	30		1:29:13	27	+8
	3. Anna Groell	38:25	17		2:07:38	22	-5
23	 Poland Poland 2				2:07:57		+31:00
	1. Aleksandra Ciura	46:56	28		46:56	28	
	2. Julia Krempinska	38:11	18		1:25:07	20	-8
	3. Wiktoria Doren	42:50	22		2:07:57	23	+3
24	 Belgium Belgium 1				2:09:17		+32:20
	1. Laurence Defraigne	40:46	23		40:46	23	
	2. Julia Krekels	44:45	24		1:25:31	22	-1
	3. Tille De Smul	43:46	23		2:09:17	24	+2
25	 Bulgaria Bulgaria 2				2:10:08		+33:11
	1. Reneta Nenкова	37:24	21		37:24	21	
	2. Yana Peneva	47:39	26		1:25:03	19	-2
	3. Yana Ilieva	45:05	25		2:10:08	25	+6
26	 Poland Poland 1				2:12:29		+35:32
	1. Adrianna Filipiak	45:42	27		45:42	27	
	2. Agnieszka Mazurek	39:50	20		1:25:32	23	-4
	3. Zuzanna Gielec	46:57	28		2:12:29	26	+3
27	 Spain Spain 1				2:17:09		+40:12
	1. Patricia Toledo	38:11	22		38:11	22	
	2. Xenia Ledesma Buscart	49:40	29		1:27:51	26	+4
	3. Kika Basaran van Ham	49:18	29		2:17:09	27	+1
28	 Slovenia Slovenia 1				2:18:22		+41:25
	1. Zala Zavrl	47:27	29		47:27	29	
	2. Ana Pia Pogacar	48:34	27		1:36:01	29	0
	3. Katja Babic	42:21	21		2:18:22	28	-1
29	 Estonia Estonia 1				2:35:40		+58:43
	1. Mari Linnus	48:56	30		48:56	30	
	2. Johanna Laanoja	45:26	25		1:34:22	28	-2
	3. Lorely Korvel	1:01:18	32		2:35:40	29	+1
30	 Germany Germany 1				2:29:47		+52:50
	1. Charlotte Meike Leonhardt	59:37	34		59:37	34	
	2. Lotta Friederike Weyhenmeyer	44:14	23		1:43:51	30	-4
	3. Pina Liselotte Mauch	45:56	27		2:29:47	30	0
31	 Turkey Turkey 1				2:48:46		+1:11:49
	1. Esmâ Melle	59:14	33		59:14	33	
	2. Buket Aydin	56:42	33		1:55:56	33	0

Plac	Name	Leg time	Leg pl	Leg diff	Time	Co plac	Diff
	3. Melisa Altinci	52:50	30		2:48:46	31	-2 +1:11:49
32	 Croatia Croatia 1				2:53:22		+1:16:25
	1. Zdenka Petra Stambuk	52:43	31		52:43	31	
	2. Paula Pavlin	58:10	34		1:50:53	31	0
	3. Olga Jerkovic Peric	1:02:29	33		2:53:22	32	+1 +1:16:25
33	 Japan Japan 1				3:01:21		+1:24:24
	1. Arisa Fukuda	58:25	32		58:25	32	
	2. Rina Imai	54:50	32		1:53:15	32	0
	3. Suzune Kotajima	1:08:06	34		3:01:21	33	+1 +1:24:24
34	 Turkey Turkey 2				3:08:57		+1:32:00
	1. Yaren Yilmaz	1:15:54	35		1:15:54	35	
	2. Elif Sena Uygun	54:35	31		2:10:29	34	-1
	3. Bahar Ozcelik	58:28	31		3:08:57	34	0 +1:32:00
	 Denmark Denmark 2				did not finish		
	1. Amalie Ertmann	34:37	13		34:37	13	
	2. Alberte Kaae Nielsen	did not start			did not finish		
	3. Mathilde Smedega Madsen	did not start			did not finish		

Please report errors in the result list to the organiser.