




















































Official results for Middle qualification

Name: Middle qualification
 Organisers:  Hungary /  Szegedi Vasutas SE
 Date: 12 July 2018

M20-1 4 230 m, 58 starting competitors

Plac	Name	Organisation	Time	Diff	Km time	FH
1	Eirik Langedal Breivik	 NOR Norway	25:22		5:59	A
2	Fryderyk Pryjma	 POL Poland	25:23	+0:01	6:00	A
3	Tuomas Heikkilä	 FIN Finland	25:37	+0:15	6:03	A
4	Simon Imark	 SWE Sweden	25:52	+0:30	6:06	A
5	Jesper Svensk	 SWE Sweden	26:05	+0:43	6:09	A
6	Timo Suter	 SUI Switzerland	26:11	+0:49	6:11	A
7	Einar Melsom	 NOR Norway	26:45	+1:23	6:19	A
8	Csaba Gerber	 HUN Hungary	26:56	+1:34	6:22	A
8	Semen Petrov	 RUS Russian Federation	26:56	+1:34	6:22	A
10	Malthe Poulsen	 DEN Denmark	27:04	+1:42	6:23	A
11	Quentin Moulet	 FRA France	27:13	+1:51	6:26	A
12	Guilhem Elias	 FRA France	27:45	+2:23	6:33	A
13	Stefan Yordanov	 BUL Bulgaria	28:08	+2:46	6:39	A
14	Vojtech Sykora	 CZE Czech Republic	28:12	+2:50	6:39	A
15	Lauri Pahn	 EST Estonia	28:17	+2:55	6:41	A
15	Erik Doehler	 GER Germany	28:17	+2:55	6:41	A
17	Rokas Lipnickas	 LTU Lithuania	28:22	+3:00	6:42	A
18	Aidan Rigby	 GBR Great Britain	28:30	+3:08	6:44	A
19	Jakub Chupek	 SVK Slovakia	28:31	+3:09	6:44	A
20	Cameron de Lisle	 NZL New Zealand	28:32	+3:10	6:44	A
21	Vit Kostejn	 CZE Czech Republic	28:38	+3:16	6:46	B
22	Conall Whelan	 IRL Ireland	28:39	+3:17	6:46	B
23	Otto Kaario	 FIN Finland	28:43	+3:21	6:47	B
24	Daniil Botygin	 RUS Russian Federation	29:06	+3:44	6:52	B
25	Mykyta Zviahin	 UKR Ukraine	29:24	+4:02	6:57	B
26	Georg Groell	 AUT Austria	29:32	+4:10	6:58	B
27	Tamas Barany	 HUN Hungary	29:34	+4:12	6:59	B
28	Rihards Krumins	 LAT Latvia	29:45	+4:23	7:01	B
29	Martin Borge Heir	 USA United States	29:53	+4:31	7:03	B
30	Mark Bogataj	 SLO Slovenia	30:30	+5:08	7:12	B
31	Eddie Narbett	 GBR Great Britain	30:53	+5:31	7:18	B
32	Patrick Jaffe	 AUS Australia	31:18	+5:56	7:23	B
33	Edgars Ustinovs	 LAT Latvia	31:26	+6:04	7:25	B
34	Damiano Bettega	 ITA Italy	31:28	+6:06	7:26	B
35	Will Tidswell	 NZL New Zealand	31:45	+6:23	7:30	B
35	Patrick Miller	 AUS Australia	31:45	+6:23	7:30	B
37	Andreas Bock Bjoernsen	 DEN Denmark	32:27	+7:05	7:40	B
38	Peter Zakrevski	 USA United States	32:39	+7:17	7:43	B
39	Yusuke Sobue	 JPN Japan	32:40	+7:18	7:43	B
40	Joao Magalhaes	 POR Portugal	32:49	+7:27	7:45	B
41	Andres Room	 EST Estonia	33:43	+8:21	7:58	C
42	Talha Gunday	 TUR Turkey	34:14	+8:52	8:05	C
43	Nicola Mueller	 SUI Switzerland	35:30	+10:08	8:23	C
44	Juan Sanz	 ESP Spain	35:38	+10:16	8:25	C
45	Wout Keuppens	 BEL Belgium	36:53	+11:31	8:43	C
46	Cedric Amerijckx	 BEL Belgium	38:08	+12:46	9:00	C
47	David Bakker	 CAN Canada	38:35	+13:13	9:07	C
48	Petar Borisov	 BUL Bulgaria	38:37	+13:15	9:07	C
49	David Rojas	 ESP Spain	38:57	+13:33	9:12	C
50	Christian Michelsen	 CAN Canada	40:34	+15:12	9:35	C
51	Daniel Pompura	 SVK Slovakia	41:00	+15:38	9:41	C
52	Hiroki Komaki	 JPN Japan	41:16	+15:54	9:45	C
53	Chun Hei Chan	 HKG Hong Kong	42:02	+16:40	9:56	C
54	Ismail Kilinc	 TUR Turkey	44:16	+18:54	10:27	C
55	Chit Hei Shiu	 HKG Hong Kong	45:46	+20:24	10:49	C
56	Peter Knobloch Esztergar	 ROM Romania	47:23	+22:01	11:12	C
57	Andries Swart	 RSA South Africa	48:16	+22:54	11:24	C
	Kacper Kuca	 POL Poland	mispunched			C

M20-2 4 290 m, 57 starting competitors

Plac	Name	Organisation	Time	Diff	Km time	FH
1	Kasper Fosser	 NOR Norway	24:46		5:46	A
2	Reto Egger	 SUI Switzerland	25:20	+0:34	5:54	A
3	Stanislav Polianytsia	 UKR Ukraine	26:16	+1:30	6:07	A
4	Elias Jonsson	 NOR Norway	26:21	+1:35	6:08	A
5	Mathieu Perrin	 FRA France	26:33	+1:47	6:11	A
6	Viktor Svensk	 SWE Sweden	26:53	+2:07	6:15	A
6	Daniil Kashin	 RUS Russian Federation	26:53	+2:07	6:15	A
8	Uldis Uptitis	 LAT Latvia	27:02	+2:16	6:18	A
9	Axel Granqvist	 SWE Sweden	27:28	+2:42	6:24	A
10	Marcin Biederman	 POL Poland	27:36	+2:50	6:26	A
11	Marlon Zacher	 HUN Hungary	27:45	+2:59	6:28	A
12	Matic Blaz	 SLO Slovenia	28:03	+3:17	6:32	A
13	Raphael Masliah	 FRA France	28:15	+3:29	6:35	A
14	Akseli Ruohola	 FIN Finland	28:19	+3:33	6:36	A

Plac	Name	Organisation	Time	Diff	Km time	FH
15	Rokas Barauskas	LTU Lithuania	28:28	+3:42	6:38	A
16	Nicolas Kastner	AUT Austria	28:31	+3:45	6:38	A
17	Matthew Fellbaum	GBR Great Britain	28:47	+4:01	6:42	A
18	Tino Polsini	SUI Switzerland	28:50	+4:04	6:43	A
19	Oliver Kutt	EST Estonia	28:56	+4:10	6:44	A
20	Ilgvars Caune	LAT Latvia	29:29	+4:43	6:52	A
21	Ole Hennseler	GER Germany	30:27	+5:41	7:05	B
21	Milos Bilic	SRB Serbia	30:27	+5:41	7:05	B
23	Laurits Bidstrup Moller	DEN Denmark	30:29	+5:43	7:06	B
24	Michael Svoboda	CAN Canada	30:34	+5:48	7:07	B
25	Kaarel Vesilind	EST Estonia	30:41	+5:55	7:09	B
26	Tomas Krivda	CZE Czech Republic	30:45	+5:59	7:10	B
27	Joao Bernardino	POR Portugal	30:48	+6:02	7:10	B
28	Daniel Spencer	GBR Great Britain	31:11	+6:25	7:16	B
29	Vit Horcicka	CZE Czech Republic	31:12	+6:26	7:16	B
30	Mucahit Ozkaya	TUR Turkey	31:27	+6:41	7:19	B
31	Joseph Dickinson	AUS Australia	32:16	+7:30	7:31	B
32	Lorand Vigh	ROM Romania	32:17	+7:31	7:31	B
33	Leo Holper	AUT Austria	32:33	+7:47	7:35	B
34	Mikkel Holm Nielsen	DEN Denmark	32:39	+7:53	7:36	B
35	Mikko Eerola	FIN Finland	33:28	+8:42	7:48	B
36	Medard Feder	SVK Slovakia	33:40	+8:54	7:50	B
37	Anton Lukashevich	RUS Russian Federation	33:53	+9:07	7:53	B
38	Takumi Kitami	JPN Japan	35:05	+10:19	8:10	B
39	Alvaro Casado	ESP Spain	35:10	+10:24	8:11	B
40	Patrik Egei	HUN Hungary	35:20	+10:34	8:14	B
41	Piotr Rzenca	POL Poland	36:19	+11:33	8:27	C
42	Callum Hill	NZL New Zealand	36:29	+11:43	8:30	C
43	Daniel Monckton	NZL New Zealand	36:44	+11:58	8:33	C
44	Akihiro Shiina	JPN Japan	36:51	+12:05	8:35	C
45	Tomas Graham	CAN Canada	37:43	+12:57	8:47	C
46	Pietro Palumbo	ITA Italy	38:19	+13:33	8:55	C
47	Angus Haines	AUS Australia	39:06	+14:20	9:06	C
48	Chun Ho Li	HKG Hong Kong	39:08	+14:22	9:07	C
49	Boyan Ivandzhikov	BUL Bulgaria	39:31	+14:45	9:12	C
50	Simon Krekels	BEL Belgium	40:18	+15:32	9:23	C
51	Anthony Riley	USA United States	41:21	+16:35	9:38	C
52	Simon Amo	BEL Belgium	41:53	+17:07	9:45	C
53	Rokas Vaitkus	LTU Lithuania	42:05	+17:19	9:48	C
54	Sahin Demir	TUR Turkey	42:28	+17:42	9:53	C
55	Tsz Chun Jason Wong	HKG Hong Kong	48:55	+24:09	11:24	C
56	David Runde	USA United States	49:49	+25:03	11:36	C
57	Zac OSullivanHourihan	IRL Ireland	51:17	+26:31	11:57	C

M20-3 4 190 m, 57 starting competitors

Plac	Name	Organisation	Time	Diff	Km time	FH
1	Guilhem Haberkorn	FRA France	24:57		5:57	A
2	Aston Key	AUS Australia	25:20	+0:23	6:02	A
3	Chamuel Zbinden	SUI Switzerland	25:38	+0:41	6:07	A
4	Benjamin Leduc	FRA France	25:40	+0:43	6:07	A
5	Ricardo Esteves Ferreira	POR Portugal	25:57	+1:00	6:11	A
6	Henrik Johannesson	SWE Sweden	25:58	+1:01	6:11	A
7	Havard Eidsmo	NOR Norway	26:07	+1:10	6:13	A
8	Daniel Vandas	CZE Czech Republic	26:12	+1:15	6:15	A
9	Jannis Bonek	AUT Austria	26:13	+1:16	6:15	A
10	Soren Thrane Odum	DEN Denmark	26:28	+1:31	6:18	A
11	Max Griffiths	NZL New Zealand	27:10	+2:13	6:29	A
12	Mihaly Ormay	HUN Hungary	27:23	+2:26	6:32	A
13	Leo Matinheikki	FIN Finland	27:37	+2:40	6:35	A
14	Jan Bendak	CZE Czech Republic	27:52	+2:55	6:39	A
15	Fabian Aebersold	SUI Switzerland	27:55	+2:58	6:39	A
16	Peter Divin	HUN Hungary	28:00	+3:03	6:40	A
17	Colin Kolbe	GER Germany	28:02	+3:05	6:41	A
18	Alastair Thomas	GBR Great Britain	28:07	+3:10	6:42	A
19	Joseph Lynch	NZL New Zealand	28:32	+3:35	6:48	A
20	Isac von Krusenstierna	SWE Sweden	28:48	+3:51	6:52	A
21	Malte Kjaer Hemmingsen	DEN Denmark	28:52	+3:55	6:53	B
22	Teemu Oksanen	FIN Finland	28:54	+3:57	6:53	B
23	Matiss Sliksjanis	LAT Latvia	29:15	+4:18	6:58	B
24	Pranas Germanavicius	LTU Lithuania	29:16	+4:19	6:59	B
25	Alexey Korovin	RUS Russian Federation	29:17	+4:20	6:59	B
26	Kaarel Hendrik Zernant	EST Estonia	29:41	+4:44	7:05	B
27	Fricis Spektors	LAT Latvia	29:54	+4:57	7:08	B
28	Mathias Blaise	BEL Belgium	29:55	+4:58	7:08	B
29	Alex Carcas	GBR Great Britain	29:56	+4:59	7:08	B
30	Jan Bednarski	POL Poland	30:26	+5:29	7:15	B
31	Nikolai Kudriavtcev	RUS Russian Federation	30:31	+5:34	7:16	B
32	Taras Rachuk	UKR Ukraine	30:42	+5:45	7:19	B
33	Enrico Mannocci	ITA Italy	30:49	+5:52	7:21	B
34	Klaas Mellebeek	BEL Belgium	30:56	+5:59	7:22	B
35	Dusan Slama	SVK Slovakia	31:02	+6:05	7:24	B
36	Abel Herrero	ESP Spain	31:26	+6:29	7:30	B
37	Thomas Laraia	USA United States	32:07	+7:10	7:39	B

Plac	Name	Organisation	Time	Diff	Km time	FH
38	Mehmet Emin Avcil	TUR Turkey	32:10	+7:13	7:40	B
39	Toma Kotkov	BUL Bulgaria	33:11	+8:14	7:55	B
40	Alastair George	AUS Australia	33:35	+8:38	8:00	B
41	Mehmet Can Ozturk	TUR Turkey	33:36	+8:39	8:01	C
42	Lukas Liland	NOR Norway	33:52	+8:55	8:04	C
43	Cedrk Klein	GER Germany	33:56	+8:59	8:05	C
44	Jan Erik Naess	CAN Canada	34:07	+9:10	8:08	C
45	Fabio Brunet	ITA Italy	34:59	+10:02	8:20	C
46	Tobias Goldschmidt	SVK Slovakia	35:22	+10:25	8:26	C
47	Jan Rutka	POL Poland	35:36	+10:39	8:29	C
48	Aidan Minto	USA United States	35:45	+10:48	8:31	C
49	Ruairi Long	IRL Ireland	35:46	+10:49	8:32	C
50	Tsz Fung Yu	HKG Hong Kong	36:56	+11:59	8:48	C
51	Satoshi Kaneko	JPN Japan	37:12	+12:15	8:52	C
52	Graeme Farrand	CAN Canada	39:21	+14:24	9:23	C
53	Seiya Morikiyo	JPN Japan	40:51	+15:54	9:44	C
54	Jan Gobec	CRO Croatia	41:11	+16:14	9:49	C
55	Yau Man Chu	HKG Hong Kong	41:49	+16:52	9:58	C
56	Zan Ravnikar	SLO Slovenia	43:08	+18:11	10:17	C
57	Kiur Erik Eensaar	EST Estonia	45:44	+20:47	10:54	C

W20-1 3 390 m, 53 starting competitors

Plac	Name	Organisation	Time	Diff	Km time	FH
1	Zsofia Sarkozy	HUN Hungary	23:56		7:03	A
2	Barbora Chaloupska	CZE Czech Republic	24:44	+0:48	7:17	A
3	Ragne Wiklund	NOR Norway	24:59	+1:03	7:22	A
4	Anni Haanpaa	FIN Finland	25:00	+1:04	7:22	A
5	Hanna Hugosson	SWE Sweden	25:15	+1:19	7:26	A
6	Maria Prieto	ESP Spain	26:03	+2:07	7:41	A
7	Jasmiina Rantala	FIN Finland	26:07	+2:11	7:42	A
8	Hanga Szuromi	HUN Hungary	26:15	+2:19	7:44	A
9	Ragnhild Eide	NOR Norway	27:01	+3:05	7:58	A
10	Agnieszka Cych	POL Poland	27:14	+3:18	8:02	A
10	Kristel Koivo	EST Estonia	27:14	+3:18	8:02	A
12	Barbora Vyhnaalkova	CZE Czech Republic	27:15	+3:19	8:02	A
13	Annika Simonsen	DEN Denmark	27:35	+3:39	8:08	A
14	Judita Traubaite	LTU Lithuania	27:48	+3:52	8:12	A
15	Eliane Deininger	SUI Switzerland	28:20	+4:24	8:21	A
15	Elena Pisarenko	RUS Russian Federation	28:20	+4:24	8:21	A
17	Elena Pezzati	SUI Switzerland	28:30	+4:34	8:24	A
18	Fiona Bunn	GBR Great Britain	28:36	+4:40	8:26	A
19	Tereza Smelikova	SVK Slovakia	28:47	+4:51	8:29	A
19	Cecile Calandry	FRA France	28:47	+4:51	8:29	A
21	Alva Sonesson	SWE Sweden	28:54	+4:58	8:31	B
22	Zoe Dowling	AUS Australia	29:24	+5:28	8:40	B
23	Tina Tiefenboeck	AUT Austria	29:28	+5:32	8:41	B
24	Yasna Petrova	BUL Bulgaria	29:33	+5:37	8:43	B
25	Lara Molloy	NZL New Zealand	29:34	+5:38	8:43	B
26	Chloe Potter	GBR Great Britain	29:58	+6:02	8:50	B
27	Mariia Tymoshchuk	UKR Ukraine	30:17	+6:21	8:55	B
28	Ines Pozo Prada	ESP Spain	30:20	+6:24	8:56	B
29	Hannah Thiels	BEL Belgium	30:41	+6:45	9:03	B
30	Alice Selem	ITA Italy	30:53	+6:57	9:06	B
31	Elif Gokce Avci	TUR Turkey	30:59	+7:03	9:08	B
32	Marisol Hunter	NZL New Zealand	32:35	+8:39	9:36	B
33	Hannah Haensel	GER Germany	32:52	+8:56	9:41	B
34	Timea Virag	ROM Romania	33:11	+9:15	9:47	B
35	Kaste Rutkauskaitė	LTU Lithuania	33:23	+9:27	9:50	B
36	Eliza Ozola	LAT Latvia	33:33	+9:37	9:53	B
37	Vilma Alberinga	LAT Latvia	33:49	+9:53	9:58	B
38	Kirsten Chambers	RSA South Africa	34:06	+10:10	10:03	B
39	Anna Berger	AUT Austria	34:10	+10:14	10:04	B
40	Borislava Mitkova	BUL Bulgaria	34:49	+10:53	10:16	B
41	Julia Doubson	USA United States	35:18	+11:22	10:24	C
42	Eadaoin McCavana	IRL Ireland	35:53	+11:57	10:35	C
43	Alberte Kaae Nielsen	DEN Denmark	36:00	+12:04	10:37	C
44	Wakana Miyamoto	JPN Japan	36:39	+12:43	10:48	C
45	Lucie Arno	BEL Belgium	36:45	+12:49	10:50	C
46	Elizaveta Rastegaeva	RUS Russian Federation	37:47	+13:51	11:08	C
47	Olga Stanojevic	SRB Serbia	41:28	+17:32	12:13	C
48	Caroline Pigerre	AUS Australia	42:52	+18:56	12:38	C
49	Rachel May	CAN Canada	43:06	+19:10	12:42	C
50	Mizuho Katori	JPN Japan	48:50	+24:54	14:24	C
51	Yi Shan Wong	HKG Hong Kong	52:24	+28:28	15:27	C
52	Diana Aleksieva	USA United States	57:06	+33:10	16:50	C
	Helena Lima	POR Portugal	mispunched			C



















W20-2 3 480 m, 52 starting competitors

Plac	Name	Organisation	Time	Diff	Km time	FH
1	Veronika Kalinina	RUS Russian Federation	24:40		7:05	A
2	Csilla Gardonyi	HUN Hungary	25:57	+1:17	7:27	A
3	Victoria Haestad Bjornstad	NOR Norway	26:11	+1:31	7:31	A

Plac	Name	Organisation	Time	Diff	Km time	FH
4	Mareike Seeger	GER Germany	26:13	+1:33	7:32	A
4	Sanna Fast	SWE Sweden	26:13	+1:33	7:32	A
6	Katie CoryWright	NZL New Zealand	26:59	+2:19	7:45	A
7	Ida Oebro	DEN Denmark	27:01	+2:21	7:45	A
8	Lea Widmer	SUI Switzerland	27:11	+2:31	7:48	A
9	Niamh Hunter	GBR Great Britain	27:29	+2:49	7:53	A
10	Tamara Miklusova	SVK Slovakia	27:51	+3:11	8:00	A
11	Elisa Bertozzi	SUI Switzerland	27:52	+3:12	8:00	A
12	Maria Maattanen	FIN Finland	28:07	+3:27	8:04	A
13	Adrianna Biederman	POL Poland	28:18	+3:38	8:07	A
14	Antonia Erhart	AUT Austria	28:53	+4:13	8:17	A
15	Nikola Thynova	CZE Czech Republic	28:59	+4:19	8:19	A
16	Akvile Bartkeviciute	LTU Lithuania	29:13	+4:33	8:23	A
17	Florence Hanauer	FRA France	29:16	+4:36	8:24	A
18	Ella Olsson	SWE Sweden	29:20	+4:40	8:25	A
19	Dasha Panchenko	RUS Russian Federation	29:27	+4:47	8:27	A
20	Marketa Firesova	CZE Czech Republic	29:45	+5:05	8:32	A
21	Agnija Caune	LAT Latvia	30:05	+5:25	8:38	B
22	Tara Melhuish	AUS Australia	30:06	+5:26	8:38	B
23	Hedvig Valbjorn Gydesen	DEN Denmark	30:17	+5:37	8:42	B
24	Emily Raudkepp	EST Estonia	30:42	+6:02	8:49	B
25	Malin Sandstad	NOR Norway	30:51	+6:11	8:51	B
26	Emma Wilson	GBR Great Britain	30:55	+6:15	8:53	B
27	Jenna Tidswell	NZL New Zealand	31:15	+6:35	8:58	B
28	Tyra Christopherson	USA United States	31:36	+6:56	9:04	B
29	Ylvi Kastner	AUT Austria	32:06	+7:26	9:13	B
30	Ann Charlotte Spangenberg	GER Germany	32:25	+7:45	9:18	B
31	Anu Tuomisto	FIN Finland	32:29	+7:49	9:20	B
32	Chloe Dudoignon	FRA France	32:43	+8:03	9:24	B
33	Ugne Gineikaite	LTU Lithuania	33:05	+8:25	9:30	B
34	Iulia Trokhymchuk	UKR Ukraine	33:52	+9:12	9:43	B
35	Christie Courtnage	RSA South Africa	33:53	+9:13	9:44	B
36	Signe Sirma	LAT Latvia	33:58	+9:18	9:45	B
37	Dorottya Hajnal	HUN Hungary	34:09	+9:29	9:48	B
38	Marine Sillien	BEL Belgium	34:40	+10:00	9:57	B
39	Feia Tsyvilska	UKR Ukraine	34:59	+10:19	10:03	B
40	Brigitte Bordelon	USA United States	36:17	+11:37	10:25	B
41	Serena Raus	ITA Italy	37:26	+12:46	10:45	C
42	Elena Marti Barclay	ESP Spain	39:46	+15:06	11:25	C
43	Emer Perkins	IRL Ireland	39:52	+15:12	11:27	C
44	Sandrine Defraigne	BEL Belgium	40:32	+15:52	11:38	C
45	Mariya Dermendzhieva	BUL Bulgaria	40:57	+16:17	11:46	C
46	Sianna Dorsey	CAN Canada	41:12	+16:32	11:50	C
47	Wakana Sakuma	JPN Japan	43:14	+18:34	12:25	C
48	Hoi Yi Law	HKG Hong Kong	46:57	+22:17	13:29	C
49	Hilal Oruc	TUR Turkey	49:04	+24:24	14:05	C
50	Kaori Ito	JPN Japan	50:42	+26:02	14:34	C
51	Dorottya Bartha	ROM Romania	55:09	+30:29	15:50	C
52	Wai Ching Fung	HKG Hong Kong	1:05:26	+40:46	18:48	C

W20-3 3 490 m, 52 starting competitors

Plac	Name	Organisation	Time	Diff	Km time	FH
1	Kristina Smirnova	RUS Russian Federation	25:00		7:09	A
2	Simona Aebersold	SUI Switzerland	25:06	+0:06	7:11	A
3	Tereza Janosikova	CZE Czech Republic	26:12	+1:12	7:30	A
4	Veera Klemettinen	FIN Finland	26:13	+1:13	7:30	A
5	Amy Nymalm	FIN Finland	26:29	+1:29	7:35	A
6	Tereza Cechova	CZE Czech Republic	26:30	+1:30	7:35	A
7	Teele Telgma	EST Estonia	26:45	+1:45	7:39	A
8	Tilla Farnes Hennum	NOR Norway	27:27	+2:27	7:51	A
9	Birte Friedrichs	GER Germany	27:37	+2:37	7:54	A
10	Agnes Kracht	DEN Denmark	28:01	+3:01	8:01	A
11	Jasmina Gassner	AUT Austria	28:33	+3:33	8:10	A
12	Andreya Dyaksova	BUL Bulgaria	28:37	+3:37	8:11	A
13	Anja Probst	SUI Switzerland	29:06	+4:06	8:20	A
14	Anastasiya Grigoreva	RUS Russian Federation	29:11	+4:11	8:21	A
15	Emma Waddington	CAN Canada	29:16	+4:16	8:23	A
16	Vanda Vekony	HUN Hungary	29:19	+4:19	8:24	A
17	Isabel Seeger	GER Germany	29:39	+4:39	8:29	A
18	Laura King	GBR Great Britain	29:44	+4:44	8:31	A
19	Ana Isabel Toledo Navarro	ESP Spain	29:45	+4:45	8:31	A
20	Lotte Jauhojarvi Markussen	DEN Denmark	29:50	+4:50	8:32	A
21	Lorely Korvel	EST Estonia	30:00	+5:00	8:35	B
22	Grace Molloy	GBR Great Britain	30:46	+5:46	8:48	B
23	Tereza Miklusova	SVK Slovakia	31:08	+6:08	8:55	B
24	Agnes Rebeka Neda	ROM Romania	31:14	+6:14	8:56	B
25	Ugne Liegute	LTU Lithuania	31:20	+6:20	8:58	B
26	Polina Surkova	UKR Ukraine	31:22	+6:22	8:59	B
27	Juliette Basset	FRA France	31:33	+6:33	9:02	B
28	Magda Cigle	LAT Latvia	31:41	+6:41	9:04	B
29	Erms De Smul	BEL Belgium	31:54	+6:54	9:08	B
30	Jenny Baklid	NOR Norway	31:55	+6:55	9:08	B
31	Beatriz Sanguino	POR Portugal	32:11	+7:11	9:13	B

Plac	Name	Organisation	Time	Diff	Km time	FH
32	Johanna Borjesson Eriksson	 SWE Sweden	32:14	+7:14	9:14	B
33	Irbe Bluma Aigia	 LAT Latvia	32:20	+7:20	9:15	B
34	Rosa Trummer	 AUT Austria	32:21	+7:21	9:16	B
35	Vera Chiusole	 ITA Italy	32:49	+7:49	9:24	B
36	Csenge Gerber	 HUN Hungary	32:53	+7:53	9:25	B
37	Asha Steer	 AUS Australia	33:04	+8:04	9:28	B
38	Evangelina Dyaksova	 BUL Bulgaria	33:27	+8:27	9:35	B
39	Laurine Herman	 BEL Belgium	33:36	+8:36	9:37	B
40	Briana Steven	 NZL New Zealand	33:55	+8:55	9:43	B
41	Zeynep Ocak	 TUR Turkey	34:21	+9:21	9:50	C
42	Zoe Melhuish	 AUS Australia	34:23	+9:23	9:51	C
43	Kotomi Ibe	 JPN Japan	34:33	+9:33	9:53	C
44	Siri Christopherson	 USA United States	35:15	+10:15	10:06	C
45	Vilma von Krusenstierna	 SWE Sweden	35:49	+10:49	10:15	C
46	Caroline Sandbo	 USA United States	38:09	+13:09	10:55	C
47	Meghan Drew	 NZL New Zealand	38:14	+13:14	10:57	C
48	Maja Garbacik	 POL Poland	43:26	+18:26	12:26	C
49	Fumika Sera	 JPN Japan	51:01	+26:01	14:37	C
50	Ying Yau Chu	 HKG Hong Kong	52:11	+27:11	14:57	C
51	Clodagh Moran	 IRL Ireland	52:16	+27:16	14:58	C
52	Hei tung Leung	 HKG Hong Kong	57:45	+32:45	16:32	C

Please report errors in the result list to the organiser.