





































## Official results for Middle final

Name: Middle final














Organisers:  Hungary /  Szegeci Vasutas SE

Date: 13 July 2018

## M20A 4 440 m, 60 starting competitors

Plac	Name	Organisation	Time	Diff	Km time
1	Jesper Svensk	 SWE Sweden	29:32		6:39
2	Simon Imark	 SWE Sweden	29:49	+0:17	6:42
3	Henrik Johannesson	 SWE Sweden	30:08	+0:36	6:47
4	Daniel Vandas	 CZE Czech Republic	31:12	+1:40	7:01
5	Daniil Kashin	 RUS Russian Federation	31:24	+1:52	7:04
6	Mathieu Perrin	 FRA France	31:42	+2:10	7:08
7	Marton Zacher	 HUN Hungary	31:43	+2:11	7:08
8	Ricardo Esteves Ferreira	 POR Portugal	31:48	+2:16	7:09
9	Kasper Fosser	 NOR Norway	31:53	+2:21	7:10
10	Eirik Langedal Breivik	 NOR Norway	32:01	+2:29	7:12
11	Timo Suter	 SUI Switzerland	32:10	+2:38	7:14
12	Axel Granqvist	 SWE Sweden	32:21	+2:49	7:17
13	Stanislav Polianytzia	 UKR Ukraine	32:28	+2:56	7:18
14	Tino Polsini	 SUI Switzerland	33:01	+3:29	7:26
15	Uldis Upiitis	 LAT Latvia	33:13	+3:41	7:28
16	Fryderyk Pryjma	 POL Poland	33:18	+3:46	7:30
17	Elias Jonsson	 NOR Norway	33:35	+4:03	7:33
18	Guilhem Elias	 FRA France	33:37	+4:05	7:34
19	Chamuel Zbinden	 SUI Switzerland	33:51	+4:19	7:37
20	Tuomas Heikkila	 FIN Finland	33:53	+4:21	7:37
21	Quentin Moulet	 FRA France	33:54	+4:22	7:38
22	Reto Egger	 SUI Switzerland	34:03	+4:31	7:40
23	Akseli Ruohola	 FIN Finland	34:14	+4:42	7:42
24	Semen Petrov	 RUS Russian Federation	34:19	+4:47	7:43
25	Viktor Svensk	 SWE Sweden	34:23	+4:51	7:44
25	Aston Key	 AUS Australia	34:23	+4:51	7:44
27	Isac von Krusenstierna	 SWE Sweden	34:56	+5:24	7:52
28	Einar Melsom	 NOR Norway	35:27	+5:55	7:59
29	Jannis Bonek	 AUT Austria	35:33	+6:01	8:00
30	Fabian Aebersold	 SUI Switzerland	35:36	+6:04	8:01
31	Mihaly Ormay	 HUN Hungary	35:49	+6:17	8:04
32	Nicolas Kastner	 AUT Austria	35:56	+6:24	8:05
33	Malthe Poulsen	 DEN Denmark	35:57	+6:25	8:05
34	Benjamin Leduc	 FRA France	36:16	+6:44	8:10
35	Havard Eidsmo	 NOR Norway	36:58	+7:26	8:19
36	Oliver Kutt	 EST Estonia	37:38	+8:06	8:28
37	Raphael Masliah	 FRA France	37:40	+8:08	8:29
38	Erik Doehler	 GER Germany	38:00	+8:28	8:33
39	Leo Matinheikki	 FIN Finland	38:21	+8:49	8:38
40	Matthew Fellbaum	 GBR Great Britain	38:44	+9:12	8:43
41	Max Griffiths	 NZL New Zealand	39:40	+10:08	8:56
42	Cameron de Lisle	 NZL New Zealand	40:17	+10:45	9:04
43	Matic Blaz	 SLO Slovenia	42:06	+12:34	9:28
44	Joseph Lynch	 NZL New Zealand	42:21	+12:49	9:32
45	Csaba Gerber	 HUN Hungary	42:40	+13:08	9:36
46	Soren Thrane Odum	 DEN Denmark	42:48	+13:16	9:38
47	Guilhem Haberkorn	 FRA France	43:28	+13:56	9:47
48	Vojtech Sykora	 CZE Czech Republic	43:46	+14:14	9:51
49	Marcin Biederman	 POL Poland	43:47	+14:15	9:51
50	Aidan Rigby	 GBR Great Britain	44:32	+15:00	10:01
51	Rokas Lipnickas	 LTU Lithuania	45:09	+15:37	10:10
52	Jan Bendak	 CZE Czech Republic	45:43	+16:11	10:17
53	Lauri Pahn	 EST Estonia	45:49	+16:17	10:19
54	Ilgvars Caune	 LAT Latvia	46:50	+17:18	10:32
55	Colin Kolbe	 GER Germany	49:54	+20:22	11:14
56	Peter Divin	 HUN Hungary	50:30	+20:58	11:22
57	Rokas Barauskas	 LTU Lithuania	53:33	+24:01	12:03
	Alastair Thomas	 GBR Great Britain	disqualified		
	Jakub Chupek	 SVK Slovakia	mispunched		
	Stefan Yordanov	 BUL Bulgaria	did not finish		

## M20B 3 840 m, 52 starting competitors

Plac	Name	Organisation	Time	Diff	Km time
1	Tomas Krivda	 CZE Czech Republic	30:14		7:52
2	Mikko Eerola	 FIN Finland	30:28	+0:14	7:56
3	Georg Groell	 AUT Austria	32:13	+1:59	8:23
4	Laurits Bidstrup Moller	 DEN Denmark	32:42	+2:28	8:30
5	Anton Lukashevich	 RUS Russian Federation	32:43	+2:29	8:31
6	Kaarel Vesilind	 EST Estonia	33:17	+3:03	8:40
7	Fricis Spektors	 LAT Latvia	33:19	+3:05	8:40
8	Nikolai Kudriavtcev	 RUS Russian Federation	33:20	+3:06	8:40
9	Rihards Krumins	 LAT Latvia	33:26	+3:12	8:42
10	Ole Henniseler	 GER Germany	33:31	+3:17	8:43
11	Milos Bilic	 SRB Serbia	34:15	+4:01	8:55
12	Patrick Jaffe	 AUS Australia	35:10	+4:56	9:09
13	Andreas Bock Bjoernsen	 DEN Denmark	35:16	+5:02	9:11

Plac	Name	Organisation	Time	Diff	Km time
14	Martin Borge Heir	USA United States	35:19	+5:05	9:11
15	Vit Horcicka	CZE Czech Republic	35:30	+5:16	9:14
16	Damiano Bettega	ITA Italy	36:06	+5:52	9:24
17	Alexey Korovin	RUS Russian Federation	36:08	+5:54	9:24
18	Mikkel Holm Nielsen	DEN Denmark	36:11	+5:57	9:25
19	Daniil Botygin	RUS Russian Federation	36:37	+6:23	9:32
20	Lorand Vigh	ROM Romania	37:24	+7:10	9:44
21	Jan Bednarski	POL Poland	37:27	+7:13	9:45
22	Alvaro Casado	ESP Spain	37:33	+7:19	9:46
23	Malte Kjaer Hemmingsen	DEN Denmark	37:42	+7:28	9:49
24	Will Tidswell	NZL New Zealand	37:56	+7:42	9:52
25	Tamas Barany	HUN Hungary	38:08	+7:54	9:55
26	Mathias Blaise	BEL Belgium	38:26	+8:12	10:00
27	Klaas Mellebeek	BEL Belgium	38:43	+8:29	10:04
28	Abel Herrero	ESP Spain	39:10	+8:56	10:11
29	Takumi Kitami	JPN Japan	40:07	+9:53	10:26
30	Michael Svoboda	CAN Canada	40:09	+9:55	10:27
31	Mark Bogataj	SLO Slovenia	40:11	+9:57	10:27
32	Teemu Oksanen	FIN Finland	40:32	+10:18	10:33
33	Kaarel Hendrik Zernant	EST Estonia	40:35	+10:21	10:34
34	Enrico Mannocci	ITA Italy	41:50	+11:36	10:53
35	Pranas Germanavicius	LTU Lithuania	41:57	+11:43	10:55
36	Mucahit Ozkaya	TUR Turkey	42:20	+12:06	11:01
37	Leo Holper	AUT Austria	43:10	+12:56	11:14
38	Patrick Miller	AUS Australia	43:24	+13:10	11:18
39	Thomas Larai	USA United States	43:32	+13:18	11:20
40	Joseph Dickinson	AUS Australia	43:40	+13:26	11:22
41	Vit Kostejn	CZE Czech Republic	44:23	+14:09	11:33
42	Joao Bernardino	POR Portugal	44:56	+14:42	11:42
43	Alastair George	AUS Australia	45:47	+15:33	11:55
44	Patrik Egei	HUN Hungary	46:33	+16:19	12:07
45	Peter Zakrevski	USA United States	47:12	+16:58	12:17
46	Daniel Spencer	GBR Great Britain	49:48	+19:34	12:58
47	Conall Whelan	IRL Ireland	50:25	+20:11	13:07
48	Edgars Ustinovs	LAT Latvia	53:23	+23:09	13:54
49	Joao Magalhaes	POR Portugal	59:09	+28:55	15:24
50	Mehmet Emin Avcil	TUR Turkey	1:03:40	+33:26	16:34
51	Toma Kotkov	BUL Bulgaria	1:06:37	+36:23	17:20
52	Yusuke Sobue	JPN Japan	1:08:32	+38:18	17:50

**M20C** 3 410 m, 51 starting competitors

Plac	Name	Organisation	Time	Diff	Km time
1	Nicola Mueller	SUI Switzerland	21:11		6:12
2	Jan Erik Naess	CAN Canada	22:02	+0:51	6:27
3	Boyan Ivandzhikov	BUL Bulgaria	22:56	+1:45	6:43
4	Lukas Liland	NOR Norway	23:07	+1:56	6:46
5	Callum Hill	NZL New Zealand	23:58	+2:47	7:01
6	Daniel Monckton	NZL New Zealand	24:29	+3:18	7:10
7	Tobias Goldschmidt	SVK Slovakia	24:30	+3:19	7:11
8	Christian Michelsen	CAN Canada	25:03	+3:52	7:20
9	Rokas Vaitkus	LTU Lithuania	25:13	+4:02	7:23
10	Cedrk Klein	GER Germany	25:41	+4:30	7:31
11	Andres Room	EST Estonia	25:56	+4:45	7:36
12	Simon Arno	BEL Belgium	27:33	+6:22	8:04
13	Satoshi Kaneko	JPN Japan	27:47	+6:36	8:08
14	Daniel Pompura	SVK Slovakia	27:48	+6:37	8:09
15	Cedric Amerijckx	BEL Belgium	27:52	+6:41	8:10
16	Jan Rutka	POL Poland	28:08	+6:57	8:15
17	Juan Sanz	ESP Spain	28:24	+7:13	8:19
18	Piotr Rzenca	POL Poland	28:36	+7:25	8:23
19	Sahin Demir	TUR Turkey	28:40	+7:29	8:24
20	Simon Krekels	BEL Belgium	29:08	+7:57	8:32
21	Anthony Riley	USA United States	29:16	+8:05	8:34
22	Seiya Morikiyo	JPN Japan	29:24	+8:13	8:37
23	Hiroki Komaki	JPN Japan	29:25	+8:14	8:37
24	Tsz Fung Yu	HKG Hong Kong	29:32	+8:21	8:39
25	Andries Swart	RSA South Africa	30:09	+8:58	8:50
26	Tomas Graham	CAN Canada	31:05	+9:54	9:06
27	Fabio Brunet	ITA Italy	31:43	+10:32	9:18
28	David Bakker	CAN Canada	32:14	+11:03	9:27
29	Angus Haines	AUS Australia	32:31	+11:20	9:32
30	David Runde	USA United States	32:43	+11:32	9:35
31	Pietro Palumbo	ITA Italy	32:50	+11:39	9:37
32	Chun Ho Li	HKG Hong Kong	32:58	+11:47	9:40
33	Zan Ravnikar	SLO Slovenia	33:05	+11:54	9:42
34	Akihiro Shiina	JPN Japan	33:15	+12:04	9:45
35	Mehmet Can Ozturk	TUR Turkey	33:34	+12:23	9:50
36	Graeme Farrand	CAN Canada	33:35	+12:24	9:50
37	Jan Gobec	CRO Croatia	33:44	+12:33	9:53
38	Chit Hei Shiu	HKG Hong Kong	34:13	+13:02	10:02
39	Tsz Chun Jason Wong	HKG Hong Kong	34:32	+13:21	10:07
40	Zac OSullivanHourihan	IRL Ireland	35:44	+14:33	10:28
41	Peter Knobloch Esztergar	ROM Romania	35:54	+14:43	10:31

Plac	Name	Organisation	Time	Diff	Km time
42	Chun Hei Chan	HKG Hong Kong	36:52	+15:41	10:48
43	Ruairi Long	IRL Ireland	38:11	+17:00	11:11
44	Petar Borisov	BUL Bulgaria	38:29	+17:18	11:17
45	Aidan Minto	USA United States	39:33	+18:22	11:35
46	Kiur Erik Eensaar	EST Estonia	39:42	+18:31	11:38
47	Yau Man Chu	HKG Hong Kong	39:52	+18:41	11:41
48	David Rojas	ESP Spain	41:21	+20:10	12:07
49	Wout Keuppens	BEL Belgium	44:51	+23:40	13:09
	Ismail Kilinc	TUR Turkey	did not finish		
	Kacper Kuca	POL Poland	not competing		

**W20A** 3 600 m, 60 starting competitors

Plac	Name	Organisation	Time	Diff	Km time
1	Csilla Gardonyi	HUN Hungary	28:59		8:03
2	Sanna Fast	SWE Sweden	29:07	+0:08	8:05
3	Barbora Chaloupska	CZE Czech Republic	29:25	+0:26	8:10
4	Tereza Janosikova	CZE Czech Republic	29:31	+0:32	8:11
5	Amy Nymalm	FIN Finland	29:32	+0:33	8:12
6	Zsafia Sarkozy	HUN Hungary	29:53	+0:54	8:18
7	Jasmina Gassner	AUT Austria	29:59	+1:00	8:19
8	Veera Klemettinen	FIN Finland	30:09	+1:10	8:22
9	Hanna Hugosson	SWE Sweden	30:51	+1:52	8:34
10	Agnes Kracht	DEN Denmark	32:03	+3:04	8:54
11	Agnieszka Cych	POL Poland	32:04	+3:05	8:54
12	Tilla Farnes Hennum	NOR Norway	32:06	+3:07	8:55
13	Eliane Deininger	SUI Switzerland	32:40	+3:41	9:04
14	Ida Oebro	DEN Denmark	32:41	+3:42	9:04
15	Mareike Seeger	GER Germany	32:59	+4:00	9:09
16	Ragnhild Eide	NOR Norway	33:09	+4:10	9:12
17	Kristina Smirnova	RUS Russian Federation	33:21	+4:22	9:15
18	Vanda Vekony	HUN Hungary	33:22	+4:23	9:16
19	Antonia Erhart	AUT Austria	33:50	+4:51	9:23
20	Teele Telgma	EST Estonia	34:00	+5:01	9:26
21	Annika Simonsen	DEN Denmark	34:08	+5:09	9:28
22	Hanga Szuromi	HUN Hungary	34:18	+5:19	9:31
23	Veronika Kalinina	RUS Russian Federation	34:25	+5:26	9:33
24	Lotte Jauhojarvi Markussen	DEN Denmark	34:26	+5:27	9:33
25	Isabel Seeger	GER Germany	34:32	+5:33	9:35
26	Jasmiina Rantala	FIN Finland	34:45	+5:46	9:39
27	Kristel Koivo	EST Estonia	34:59	+6:00	9:43
28	Ragne Wiklund	NOR Norway	35:16	+6:17	9:47
29	Anni Haanpaa	FIN Finland	35:27	+6:28	9:50
30	Akvile Bartkeviciute	LTU Lithuania	35:45	+6:46	9:55
31	Judita Traubaite	LTU Lithuania	35:51	+6:52	9:57
32	Birte Friedrichs	GER Germany	36:16	+7:17	10:04
33	Dasha Panchenko	RUS Russian Federation	36:20	+7:21	10:05
34	Barbora Vyhalkova	CZE Czech Republic	36:48	+7:49	10:13
35	Maria Maattanen	FIN Finland	36:54	+7:55	10:15
36	Maria Prieto	ESP Spain	37:28	+8:29	10:24
37	Elena Pisarenko	RUS Russian Federation	37:36	+8:37	10:26
38	Emma Waddington	CAN Canada	37:38	+8:39	10:27
39	Elena Pezzati	SUI Switzerland	37:47	+8:48	10:29
40	Tereza Smelikova	SVK Slovakia	38:26	+9:27	10:40
41	Niamh Hunter	GBR Great Britain	40:14	+11:15	11:10
42	Katie CoryWright	NZL New Zealand	41:14	+12:15	11:27
43	Florence Hanauer	FRA France	41:34	+12:35	11:32
44	Victoria Haestad Bjornstad	NOR Norway	41:36	+12:37	11:33
45	Lea Widmer	SUI Switzerland	41:39	+12:40	11:34
46	Laura King	GBR Great Britain	41:50	+12:51	11:37
47	Anja Probst	SUI Switzerland	41:54	+12:55	11:38
48	Ella Olsson	SWE Sweden	42:30	+13:31	11:48
49	Anastasiya Grigoreva	RUS Russian Federation	43:23	+14:24	12:03
50	Elisa Bertozzi	SUI Switzerland	43:45	+14:46	12:09
51	Adrianna Biederman	POL Poland	45:17	+16:18	12:34
52	Marketa Firesova	CZE Czech Republic	46:12	+17:13	12:50
53	Tamara Miklusova	SVK Slovakia	49:10	+20:11	13:39
54	Cecile Calandry	FRA France	50:02	+21:03	13:53
55	Ana Isabel Toledo Navarro	ESP Spain	1:04:38	+35:39	17:57
	Fiona Bunn	GBR Great Britain	disqualified		
	Nikola Thynova	CZE Czech Republic	disqualified		
	Tereza Cechova	CZE Czech Republic	disqualified		
	Simona Aebersold	SUI Switzerland	disqualified		
	Andriya Dyaksova	BUL Bulgaria	did not finish		




**W20B** 3 150 m, 56 starting competitors

Plac	Name	Organisation	Time	Diff	Km time
1	Juliette Basset	FRA France	27:26		8:42
2	Tina Tiefenboeck	AUT Austria	28:00	+0:34	8:53
3	Tara Melhuish	AUS Australia	29:08	+1:42	9:14
4	Ems De Smul	BEL Belgium	29:32	+2:06	9:22
5	Jenny Baklid	NOR Norway	29:39	+2:13	9:24
6	Malin Sandstad	NOR Norway	31:41	+4:15	10:03
7	Ugne Liegute	LTU Lithuania	31:57	+4:31	10:08

Plac	Name	Organisation	Time	Diff	Km time
8	Chloe Dudoignon	FRA France	32:03	+4:37	10:10
9	Eliza Ozola	LAT Latvia	32:10	+4:44	10:12
10	Briana Steven	NZL New Zealand	32:24	+4:58	10:17
11	Jenna Tidswell	NZL New Zealand	32:28	+5:02	10:18
12	Tyra Christopherson	USA United States	32:30	+5:04	10:19
13	Zoe Dowling	AUS Australia	32:39	+5:13	10:21
14	Signe Sirma	LAT Latvia	33:02	+5:36	10:29
15	Ylvi Kastner	AUT Austria	33:04	+5:38	10:29
16	Alva Sonesson	SWE Sweden	33:07	+5:41	10:30
17	Marisol Hunter	NZL New Zealand	33:47	+6:21	10:43
18	Hannah Thiels	BEL Belgium	33:52	+6:26	10:45
19	Ann Charlotte Spangenberg	GER Germany	34:24	+6:58	10:55
20	Yasna Petrova	BUL Bulgaria	35:05	+7:39	11:08
21	Irbe Bluma Aigia	LAT Latvia	35:07	+7:41	11:08
22	Tereza Miklusova	SVK Slovakia	35:38	+8:12	11:18
23	Kaste Rutkauskaitė	LTU Lithuania	35:44	+8:18	11:20
24	Magda Cigle	LAT Latvia	35:58	+8:32	11:25
25	Beatriz Sanguino	POR Portugal	36:00	+8:34	11:25
26	Emily Raudkepp	EST Estonia	37:01	+9:35	11:45
27	Ugne Gineikaite	LTU Lithuania	37:23	+9:57	11:52
28	Christie Courtneage	RSA South Africa	37:48	+10:22	12:00
29	Johanna Borjesson Eriksson	SWE Sweden	37:54	+10:28	12:01
30	Rosa Trummer	AUT Austria	37:55	+10:29	12:02
31	Elif Gokce Avci	TUR Turkey	38:17	+10:51	12:09
32	Asha Steer	AUS Australia	38:48	+11:22	12:19
32	Agnija Caune	LAT Latvia	38:48	+11:22	12:19
34	Vera Chiusole	ITA Italy	38:53	+11:27	12:20
35	Polina Surkova	UKR Ukraine	39:01	+11:35	12:23
36	Lara Molloy	NZL New Zealand	39:07	+11:41	12:25
37	Kirsten Chambers	RSA South Africa	39:27	+12:01	12:31
38	Evangalina Dyaksova	BUL Bulgaria	39:56	+12:30	12:40
39	Agnes Rebeka Neda	ROM Romania	40:37	+13:11	12:53
40	Hedvig Valbjorn Gydesen	DEN Denmark	41:08	+13:42	13:03
41	Hannah Haensel	GER Germany	42:06	+14:40	13:21
42	Feia Tsyvilska	UKR Ukraine	43:36	+16:10	13:50
43	Csenge Gerber	HUN Hungary	43:47	+16:21	13:53
44	Marine Sillien	BEL Belgium	43:54	+16:28	13:56
45	Vilma Alberinga	LAT Latvia	44:07	+16:41	14:00
46	Dorottya Hajnal	HUN Hungary	45:53	+18:27	14:33
47	Iulia Trokhymchuk	UKR Ukraine	46:04	+18:38	14:37
48	Mariia Tymoshchuk	UKR Ukraine	47:20	+19:54	15:01
49	Borislava Mitkova	BUL Bulgaria	48:08	+20:42	15:16
50	Laurine Herman	BEL Belgium	48:56	+21:30	15:32
51	Alice Selem	ITA Italy	49:10	+21:44	15:36
52	Ines Pozo Prada	ESP Spain	49:57	+22:31	15:51
53	Anna Berger	AUT Austria	50:49	+23:23	16:07
54	Lorely Korvel	EST Estonia	58:54	+31:28	18:41
55	Brigitte Bordelon	USA United States	1:08:14	+40:48	21:39
56	Timea Virag	ROM Romania	1:09:59	+42:33	22:13

**W20C** 2 830 m, 34 starting competitors

Plac	Name	Organisation	Time	Diff	Km time
1	Vilma von Krusenstierna	SWE Sweden	26:20		9:18
2	Kotomi Ibe	JPN Japan	28:08	+1:48	9:56
3	Lucie Arno	BEL Belgium	28:38	+2:18	10:07
4	Alberte Kaae Nielsen	DEN Denmark	29:52	+3:32	10:33
5	Elena Marti Barclay	ESP Spain	30:14	+3:54	10:40
6	Caroline Pigerre	AUS Australia	30:34	+4:14	10:48
7	Zoe Melhuish	AUS Australia	31:53	+5:33	11:15
8	Sandrine Defraigne	BEL Belgium	32:21	+6:01	11:25
9	Maja Garbacik	POL Poland	33:18	+6:58	11:46
10	Wakana Miyamoto	JPN Japan	33:33	+7:13	11:51
11	Mariya Dermendzhieva	BUL Bulgaria	33:48	+7:28	11:56
12	Emer Perkins	IRL Ireland	35:54	+9:34	12:41
13	Siri Christopherson	USA United States	37:50	+11:30	13:22
14	Olga Stanojevic	SRB Serbia	38:38	+12:18	13:39
15	Sianna Dorsey	CAN Canada	38:59	+12:39	13:46
16	Wakana Sakuma	JPN Japan	39:49	+13:29	14:04
17	Meghan Drew	NZL New Zealand	40:06	+13:46	14:10
18	Kaori Ito	JPN Japan	40:23	+14:03	14:16
19	Rachel May	CAN Canada	40:39	+14:19	14:21
19	Caroline Sandbo	USA United States	40:39	+14:19	14:21
21	Mizuho Katori	JPN Japan	42:22	+16:02	14:58
22	Fumika Sera	JPN Japan	46:04	+19:44	16:16
23	Ying Yau Chu	HKG Hong Kong	47:40	+21:20	16:50
24	Dorottya Bartha	ROM Romania	48:50	+22:30	17:15
25	Eadaoin McCavana	IRL Ireland	49:14	+22:54	17:23
26	Hilal Oruc	TUR Turkey	50:56	+24:36	17:59
27	Hei tung Leung	HKG Hong Kong	51:09	+24:49	18:04
28	Yi Shan Wong	HKG Hong Kong	51:59	+25:39	18:22
29	Serena Raus	ITA Italy	52:53	+26:33	18:41
30	Clodagh Moran	IRL Ireland	55:14	+28:54	19:31
31	Wai Ching Fung	HKG Hong Kong	56:04	+29:44	19:48

Plac	Name	Organisation	Time	Diff	Km time
32	Hoi Yi Law	 HKG Hong Kong	1:07:36	+41:16	23:53
33	Diana Aleksieva	 USA United States	1:13:22	+47:02	25:55
	Helena Lima	 POR Portugal	not competing		

Please report errors in the result list to the organiser.