





















## Official results for Long

Name: Long

Organisers:  Hungary /  Szegeci Vasutas SE

Date: 9 July 2018
























































M20 15 020 m, 161 starting competitors

Plac	Name	Organisation	Time	Diff	Km time
1	Kasper Fosser	 NOR Norway	1:09:25		4:37
2	Mathieu Perrin	 FRA France	1:13:46	+4:21	4:54
3	Daniel Vandas	 CZE Czech Republic	1:15:02	+5:37	4:59
4	Benjamin Leduc	 FRA France	1:15:19	+5:54	5:00
5	Elias Jonsson	 NOR Norway	1:15:20	+5:55	5:00
6	Jannis Bonek	 AUT Austria	1:15:33	+6:08	5:01
7	Mihaly Ormay	 HUN Hungary	1:16:37	+7:12	5:06
8	Isac von Krusenstierna	 SWE Sweden	1:16:38	+7:13	5:06
9	Havard Eidsmo	 NOR Norway	1:16:44	+7:19	5:06
10	Akseli Ruohola	 FIN Finland	1:16:52	+7:27	5:07
11	Simon Imark	 SWE Sweden	1:16:53	+7:28	5:07
12	Ole Hennseler	 GER Germany	1:17:26	+8:01	5:09
13	Jan Erik Naess	 CAN Canada	1:17:37	+8:12	5:10
14	Tomas Krivda	 CZE Czech Republic	1:17:44	+8:19	5:10
15	Daniil Kashin	 RUS Russian Federation	1:17:53	+8:28	5:11
16	Timo Suter	 SUI Switzerland	1:18:16	+8:51	5:12
17	Lukas Liland	 NOR Norway	1:18:17	+8:52	5:12
18	Vojtech Sykora	 CZE Czech Republic	1:18:53	+9:28	5:15
19	Nicolas Kastner	 AUT Austria	1:19:01	+9:36	5:15
20	Erik Doehler	 GER Germany	1:19:10	+9:45	5:16
21	Tino Polsini	 SUI Switzerland	1:19:12	+9:47	5:16
22	Raphael Masliah	 FRA France	1:19:15	+9:50	5:16
23	Chamuel Zbinden	 SUI Switzerland	1:19:28	+10:03	5:17
24	Fryderyk Pryjma	 POL Poland	1:19:32	+10:07	5:17
25	Eirik Langedal Breivik	 NOR Norway	1:19:36	+10:11	5:17
26	Guilhem Elias	 FRA France	1:19:38	+10:13	5:18
27	Matthew Fellbaum	 GBR Great Britain	1:19:42	+10:17	5:18
28	Stanislav Polianytsia	 UKR Ukraine	1:20:22	+10:57	5:21
29	Boyan Ivandzhikov	 BUL Bulgaria	1:20:23	+10:58	5:21
30	Otto Kaario	 FIN Finland	1:20:45	+11:20	5:22
31	Reto Egger	 SUI Switzerland	1:20:48	+11:23	5:22
32	Guilhem Haberkorn	 FRA France	1:21:11	+11:46	5:24
33	Fabian Aebersold	 SUI Switzerland	1:21:42	+12:17	5:26
34	Teemu Oksanen	 FIN Finland	1:21:56	+12:31	5:27
35	Uldis Uptitis	 LAT Latvia	1:22:17	+12:52	5:28
36	Ricardo Esteves Ferreira	 POR Portugal	1:22:23	+12:58	5:29
37	Milos Bilic	 SRB Serbia	1:23:01	+13:36	5:31
38	Einar Melsom	 NOR Norway	1:23:06	+13:41	5:31
39	Kaarel Hendrik Zernant	 EST Estonia	1:23:07	+13:42	5:32
40	Peter Divin	 HUN Hungary	1:23:33	+14:08	5:33
41	Laurits Bidstrup Moller	 DEN Denmark	1:23:41	+14:16	5:34
42	Rihards Krumins	 LAT Latvia	1:24:00	+14:35	5:35
43	Malthe Poulsen	 DEN Denmark	1:24:06	+14:41	5:35
44	Semen Petrov	 RUS Russian Federation	1:24:27	+15:02	5:37
45	Joseph Lynch	 NZL New Zealand	1:24:33	+15:08	5:37
46	Stefan Yordanov	 BUL Bulgaria	1:24:39	+15:14	5:38
47	Patrick Jaffe	 AUS Australia	1:24:46	+15:21	5:38
48	Axel Granqvist	 SWE Sweden	1:24:55	+15:30	5:39
49	Soren Thrane Odum	 DEN Denmark	1:24:58	+15:33	5:39
50	Georg Groell	 AUT Austria	1:25:16	+15:51	5:40
51	Aidan Rigby	 GBR Great Britain	1:25:31	+16:06	5:41
52	Tamas Barany	 HUN Hungary	1:25:43	+16:18	5:42
53	Jan Bednarski	 POL Poland	1:26:07	+16:42	5:44
53	Alastair Thomas	 GBR Great Britain	1:26:07	+16:42	5:44
55	Daniil Botygin	 RUS Russian Federation	1:26:18	+16:53	5:44
56	Leo Matinheikki	 FIN Finland	1:26:20	+16:55	5:44
57	Quentin Moulet	 FRA France	1:26:23	+16:58	5:45
58	Jan Bendak	 CZE Czech Republic	1:26:25	+17:00	5:45
59	Alexey Korovin	 RUS Russian Federation	1:26:49	+17:24	5:46
60	Henrik Johannesson	 SWE Sweden	1:27:01	+17:36	5:47
61	Oliver Kutt	 EST Estonia	1:27:41	+18:16	5:50
62	Tuomas Heikkila	 FIN Finland	1:27:53	+18:28	5:51
63	Mykyta Zviahin	 UKR Ukraine	1:27:54	+18:29	5:51
64	Nikolai Kudriavtcev	 RUS Russian Federation	1:28:04	+18:39	5:51
65	Mikko Eerola	 FIN Finland	1:28:09	+18:44	5:52
66	Jan Rutka	 POL Poland	1:28:50	+19:25	5:54
67	Dusan Slama	 SVK Slovakia	1:29:27	+20:02	5:57
68	Rokas Vaitkus	 LTU Lithuania	1:29:30	+20:05	5:57
69	Ruairi Long	 IRL Ireland	1:29:47	+20:22	5:58
70	Max Griffiths	 NZL New Zealand	1:29:57	+20:32	5:59
71	Mathias Blaise	 BEL Belgium	1:30:10	+20:45	6:00
72	Leo Holper	 AUT Austria	1:30:21	+20:56	6:00
73	Viktor Svensk	 SWE Sweden	1:30:26	+21:01	6:01
74	Peter Knobloch Esztergar	 ROM Romania	1:30:27	+21:02	6:01
75	Damiano Bettega	 ITA Italy	1:30:43	+21:18	6:02
76	Edgars Ustinovs	 LAT Latvia	1:31:15	+21:50	6:04

Plac	Name	Organisation	Time	Diff	Km time
77	Thomas Lاراia	USA United States	1:31:35	+22:10	6:05
78	Anton Lukashevich	RUS Russian Federation	1:31:43	+22:18	6:06
79	Marton Zacher	HUN Hungary	1:31:45	+22:20	6:06
80	Colin Kolbe	GER Germany	1:31:46	+22:21	6:06
81	Vit Kostejn	CZE Czech Republic	1:31:53	+22:28	6:07
82	Andreas Bock Bjoernsen	DEN Denmark	1:32:01	+22:36	6:07
83	Martin Borge Heir	USA United States	1:32:04	+22:39	6:07
84	Andres Room	EST Estonia	1:32:09	+22:44	6:08
85	Seiya Morikiyo	JPN Japan	1:32:12	+22:47	6:08
86	Rokas Barauskas	LTU Lithuania	1:32:20	+22:55	6:08
87	Pranas Germanavicius	LTU Lithuania	1:32:40	+23:15	6:10
88	Alvaro Casado	ESP Spain	1:33:07	+23:42	6:11
89	Christian Michelsen	CAN Canada	1:33:57	+24:32	6:15
90	Mikkel Holm Nielsen	DEN Denmark	1:34:03	+24:38	6:15
91	Kacper Kuca	POL Poland	1:34:13	+24:48	6:16
92	Matiss Sliksjanis	LAT Latvia	1:34:26	+25:01	6:17
93	Patrick Miller	AUS Australia	1:34:34	+25:09	6:17
94	Rokas Lipnickas	LTU Lithuania	1:34:38	+25:13	6:18
95	Daniel Pompura	SVK Slovakia	1:35:02	+25:37	6:19
96	Simon Krekels	BEL Belgium	1:35:06	+25:41	6:19
97	Nicola Mueller	SUI Switzerland	1:35:10	+25:45	6:20
98	Petar Borisov	BUL Bulgaria	1:35:27	+26:02	6:21
99	Patrik Egei	HUN Hungary	1:35:37	+26:12	6:21
100	Talha Gunday	TUR Turkey	1:36:10	+26:45	6:24
101	Mehmet Emin Avcil	TUR Turkey	1:36:14	+26:49	6:24
102	Abel Herrero	ESP Spain	1:36:35	+27:10	6:25
103	Alastair George	AUS Australia	1:36:43	+27:18	6:26
104	Angus Haines	AUS Australia	1:37:06	+27:41	6:27
105	Juan Sanz	ESP Spain	1:37:07	+27:42	6:27
106	Aidan Minto	USA United States	1:37:19	+27:54	6:28
107	Medard Feder	SVK Slovakia	1:37:26	+28:01	6:29
108	Daniel Monckton	NZL New Zealand	1:37:37	+28:12	6:29
109	Vit Horcicka	CZE Czech Republic	1:37:43	+28:18	6:30
110	Zan Ravnikar	SLO Slovenia	1:37:44	+28:19	6:30
111	David Runde	USA United States	1:38:06	+28:41	6:31
112	Mark Bogataj	SLO Slovenia	1:38:22	+28:57	6:32
113	Enrico Mannocci	ITA Italy	1:39:05	+29:40	6:35
114	Alex Carcas	GBR Great Britain	1:39:25	+30:00	6:37
115	Toma Kotkov	BUL Bulgaria	1:39:53	+30:28	6:39
116	Daniel Spencer	GBR Great Britain	1:39:57	+30:32	6:39
117	Lorand Vigh	ROM Romania	1:40:11	+30:46	6:40
118	Mucahit Ozkaya	TUR Turkey	1:40:18	+30:53	6:40
119	Joao Magalhaes	POR Portugal	1:40:20	+30:55	6:40
120	Csaba Gerber	HUN Hungary	1:40:21	+30:56	6:40
121	David Rojas	ESP Spain	1:41:07	+31:42	6:43
122	Tobias Goldschmidt	SVK Slovakia	1:42:04	+32:39	6:47
123	Takumi Kitami	JPN Japan	1:43:09	+33:44	6:52
124	Cedric Amerijckx	BEL Belgium	1:43:19	+33:54	6:52
125	Joao Bernardino	POR Portugal	1:43:29	+34:04	6:53
126	Will Tidswell	NZL New Zealand	1:44:54	+35:29	6:59
127	Peter Zakrevski	USA United States	1:45:14	+35:49	7:00
128	Wout Keuppens	BEL Belgium	1:45:34	+36:09	7:01
129	Callum Hill	NZL New Zealand	1:45:42	+36:17	7:02
130	Ismail Kilinc	TUR Turkey	1:46:54	+37:29	7:07
131	Matic Blaz	SLO Slovenia	1:47:08	+37:43	7:07
132	Fabio Brunet	ITA Italy	1:47:42	+38:17	7:10
133	Anthony Riley	USA United States	1:47:50	+38:25	7:10
134	Sahin Demir	TUR Turkey	1:47:52	+38:27	7:10
135	Klaas Mellebeek	BEL Belgium	1:48:32	+39:07	7:13
136	Pietro Palumbo	ITA Italy	1:49:07	+39:42	7:15
137	Cedric Klein	GER Germany	1:49:11	+39:46	7:16
138	Kaarel Vesilind	EST Estonia	1:50:57	+41:32	7:23
139	Conall Whelan	IRL Ireland	1:51:25	+42:00	7:25
140	Mehmet Can Ozturk	TUR Turkey	1:51:46	+42:21	7:26
141	Kiur Erik Ensaar	EST Estonia	1:52:22	+42:57	7:28
142	Satoshi Kaneko	JPN Japan	1:53:25	+44:00	7:33
143	Andries Swart	RSA South Africa	1:54:23	+44:58	7:36
144	Simon Arno	BEL Belgium	1:55:04	+45:39	7:39
145	Tsz Fung Yu	HKG Hong Kong	1:55:33	+46:08	7:41
146	Akihiro Shiina	JPN Japan	1:57:20	+47:55	7:48
147	Hiroki Komaki	JPN Japan	1:58:16	+48:51	7:52
148	Yusuke Sobue	JPN Japan	1:59:26	+50:01	7:57
149	Chit Hei Shiu	HKG Hong Kong	2:00:09	+50:44	7:59
150	David Bakker	CAN Canada	2:00:44	+51:19	8:02
151	Graeme Farrand	CAN Canada	2:01:39	+52:14	8:05
152	Chun Ho Li	HKG Hong Kong	2:04:26	+55:01	8:17
153	Tomas Graham	CAN Canada	2:06:42	+57:17	8:26
154	Zac OSullivanHourihan	IRL Ireland	2:07:34	+58:09	8:29
155	Yau Man Chu	HKG Hong Kong	2:13:54	+1:04:29	8:54
156	Chun Hei Chan	HKG Hong Kong	2:15:15	+1:05:50	9:00
	Tsz Chun Jason Wong	HKG Hong Kong	disqualified		
	Jesper Svensk	SWE Sweden	mispunched		
	Eddie Narbett	GBR Great Britain	did not finish		
	Cameron de Lisle	NZL New Zealand	did not finish		

Plac	Name	Organisation	Time	Diff	Km time
	Lauri Pahn	 EST Estonia	did not finish		

**W20** 10 210 m, 147 starting competitors

Plac	Name	Organisation	Time	Diff	Km time
1	Simona Aebersold	 SUI Switzerland	54:37		5:20
2	Zsafia Sarkozy	 HUN Hungary	59:40	+5:03	5:50
3	Tereza Janosikova	 CZE Czech Republic	1:00:33	+5:56	5:55
4	Amy Nymalm	 FIN Finland	1:01:28	+6:51	6:01
5	Malin Sandstad	 NOR Norway	1:03:50	+9:13	6:15
6	Annika Simonsen	 DEN Denmark	1:04:02	+9:25	6:16
7	Anastasiya Grigoreva	 RUS Russian Federation	1:04:08	+9:31	6:16
8	Tereza Cechova	 CZE Czech Republic	1:04:30	+9:53	6:19
9	Csilla Gardonyi	 HUN Hungary	1:04:34	+9:57	6:19
10	Kristina Smirnova	 RUS Russian Federation	1:04:49	+10:12	6:20
11	Victoria Haestad Bjornstad	 NOR Norway	1:05:11	+10:34	6:23
12	Anu Tuomisto	 FIN Finland	1:05:17	+10:40	6:23
13	Jasmiina Rantala	 FIN Finland	1:06:08	+11:31	6:28
13	Florence Hanauer	 FRA France	1:06:08	+11:31	6:28
15	Maria Maattanen	 FIN Finland	1:06:09	+11:32	6:28
16	Mariia Tymoshchuk	 UKR Ukraine	1:06:15	+11:38	6:29
17	Vanda Vekony	 HUN Hungary	1:06:38	+12:01	6:31
18	Ragne Wiklund	 NOR Norway	1:06:49	+12:12	6:32
19	Anni Haanpaa	 FIN Finland	1:07:11	+12:34	6:34
20	Johanna Borjesson Eriksson	 SWE Sweden	1:07:21	+12:44	6:35
21	Veronika Kalinina	 RUS Russian Federation	1:07:23	+12:46	6:35
22	Tilla Farnes Hennem	 NOR Norway	1:07:28	+12:51	6:36
23	Fiona Bunn	 GBR Great Britain	1:07:50	+13:13	6:38
24	Andriya Dyaksova	 BUL Bulgaria	1:08:05	+13:28	6:40
25	Elif Gokce Avci	 TUR Turkey	1:08:06	+13:29	6:40
26	Kaste Rutkauskaitė	 LTU Lithuania	1:08:07	+13:30	6:40
27	Tara Melhuish	 AUS Australia	1:08:42	+14:05	6:43
28	Hanna Hugosson	 SWE Sweden	1:09:00	+14:23	6:45
29	Antonia Erhart	 AUT Austria	1:09:27	+14:50	6:48
29	Kristel Koivo	 EST Estonia	1:09:27	+14:50	6:48
31	Lara Molloy	 NZL New Zealand	1:09:53	+15:16	6:50
32	Csenge Gerber	 HUN Hungary	1:09:54	+15:17	6:50
33	Elena Pezzati	 SUI Switzerland	1:10:20	+15:43	6:53
34	Alva Sonesson	 SWE Sweden	1:10:27	+15:50	6:54
35	Vilma von Krusenstierna	 SWE Sweden	1:10:46	+16:09	6:55
36	Maria Prieto	 ESP Spain	1:10:47	+16:10	6:55
37	Birte Friedrichs	 GER Germany	1:10:48	+16:11	6:56
38	Grace Molloy	 GBR Great Britain	1:10:49	+16:12	6:56
39	Hedvig Valbjorn Gydesen	 DEN Denmark	1:11:01	+16:24	6:57
40	Tina Tiefenboeck	 AUT Austria	1:11:39	+17:02	7:01
41	Teele Telgma	 EST Estonia	1:11:41	+17:04	7:01
42	Eliane Deininger	 SUI Switzerland	1:11:43	+17:06	7:01
43	Elisa Bertozzi	 SUI Switzerland	1:12:00	+17:23	7:03
44	Elena Pisarenko	 RUS Russian Federation	1:12:02	+17:25	7:03
45	Barbora Chaloupska	 CZE Czech Republic	1:12:04	+17:27	7:03
46	Jenny Baklid	 NOR Norway	1:12:08	+17:31	7:03
47	Iulia Trokhymchuk	 UKR Ukraine	1:12:11	+17:34	7:04
48	Tereza Miklusova	 SVK Slovakia	1:12:13	+17:36	7:04
49	Sanna Fast	 SWE Sweden	1:12:32	+17:55	7:06
49	Jasmina Gassner	 AUT Austria	1:12:32	+17:55	7:06
51	Ida Oebro	 DEN Denmark	1:12:34	+17:57	7:06
52	Yasna Petrova	 BUL Bulgaria	1:12:35	+17:58	7:06
53	Marine Sillien	 BEL Belgium	1:12:47	+18:10	7:07
54	Tereza Smelikova	 SVK Slovakia	1:12:52	+18:15	7:08
55	Agnes Kracht	 DEN Denmark	1:13:05	+18:28	7:09
56	Isabel Seeger	 GER Germany	1:13:09	+18:32	7:09
57	Juliette Basset	 FRA France	1:13:10	+18:33	7:09
58	Evangelina Dyaksova	 BUL Bulgaria	1:13:22	+18:45	7:11
59	Marketa Firesova	 CZE Czech Republic	1:13:25	+18:48	7:11
60	Alberte Kaae Nielsen	 DEN Denmark	1:13:28	+18:51	7:11
61	Mareike Seeger	 GER Germany	1:13:37	+19:00	7:12
62	Lotte Jauhojarvi Markussen	 DEN Denmark	1:13:47	+19:10	7:13
63	Anja Probst	 SUI Switzerland	1:13:53	+19:16	7:14
64	Lea Widmer	 SUI Switzerland	1:14:23	+19:46	7:17
65	Barbora Vyhnanikova	 CZE Czech Republic	1:14:25	+19:48	7:17
66	Tyra Christopherson	 USA United States	1:14:50	+20:13	7:19
67	Veera Klemettinen	 FIN Finland	1:14:52	+20:15	7:19
68	Mariya Dermendzhieva	 BUL Bulgaria	1:15:10	+20:33	7:21
69	Zoe Dowling	 AUS Australia	1:15:27	+20:50	7:23
70	Ugne Liegute	LTU Lithuania	1:16:07	+21:30	7:27
71	Emma Waddington	CAN Canada	1:16:18	+21:41	7:28
72	Rosa Trummer	AUT Austria	1:16:27	+21:50	7:29
73	Alice Selem	ITA Italy	1:17:08	+22:31	7:33
74	Marisol Hunter	NZL New Zealand	1:17:13	+22:36	7:33
75	Ella Olsson	SWE Sweden	1:17:21	+22:44	7:34
76	Briana Steven	NZL New Zealand	1:17:30	+22:53	7:35
77	Emma Wilson	GBR Great Britain	1:17:47	+23:10	7:37
77	Siri Christopherson	USA United States	1:17:47	+23:10	7:37
79	Akvile Bartkeviciute	LTU Lithuania	1:17:52	+23:15	7:37

Plac	Name	Organisation	Time	Diff	Km time
80	Rachel May	CAN Canada	1:18:12	+23:35	7:39
81	Meghan Drew	NZL New Zealand	1:18:21	+23:44	7:40
82	Hannah Haensel	GER Germany	1:18:36	+23:59	7:41
83	Feia Tsyvilska	UKR Ukraine	1:18:42	+24:05	7:42
84	Zoe Melhuish	AUS Australia	1:19:24	+24:47	7:46
84	Katie CoryWright	NZL New Zealand	1:19:24	+24:47	7:46
86	Asha Steer	AUS Australia	1:19:32	+24:55	7:47
87	Ines Pozo Prada	ESP Spain	1:20:07	+25:30	7:50
88	Christie Courttnage	RSA South Africa	1:20:50	+26:13	7:55
89	Rachel Allen	AUS Australia	1:20:52	+26:15	7:55
90	Julia Doubson	USA United States	1:20:58	+26:21	7:55
91	Chloe Dudoignon	FRA France	1:21:14	+26:37	7:57
92	Ann Charlotte Spangenberg	GER Germany	1:21:30	+26:53	7:58
93	Niamh Hunter	GBR Great Britain	1:21:37	+27:00	7:59
94	Ana Isabel Toledo Navarro	ESP Spain	1:21:40	+27:03	7:59
95	Emily Raudkepp	EST Estonia	1:22:10	+27:33	8:02
96	Ragnhild Eide	NOR Norway	1:22:11	+27:34	8:02
97	Timea Virag	ROM Romania	1:22:19	+27:42	8:03
98	Kotomi Ibe	JPN Japan	1:22:37	+28:00	8:05
99	Jenna Tidswell	NZL New Zealand	1:22:39	+28:02	8:05
100	Zeynep Ocak	TUR Turkey	1:22:40	+28:03	8:05
101	Ylvi Kastner	AUT Austria	1:22:57	+28:20	8:07
102	Caroline Pigerre	AUS Australia	1:23:26	+28:49	8:10
103	Ugne Gineikaite	LTU Lithuania	1:23:43	+29:06	8:11
104	Borislava Mitkova	BUL Bulgaria	1:23:54	+29:17	8:13
105	Sandrine Defraigne	BEL Belgium	1:24:53	+30:16	8:18
106	Agnieszka Cych	POL Poland	1:25:05	+30:28	8:20
107	Chloe Potter	GBR Great Britain	1:25:16	+30:39	8:21
108	Dasha Panchenko	RUS Russian Federation	1:25:18	+30:41	8:21
109	Hannah Thiels	BEL Belgium	1:26:44	+32:07	8:29
110	Judita Traubaite	LTU Lithuania	1:27:59	+33:22	8:37
111	Laurine Herman	BEL Belgium	1:28:17	+33:40	8:38
112	Hanga Szuromi	HUN Hungary	1:28:19	+33:42	8:39
113	Helena Lima	POR Portugal	1:28:44	+34:07	8:41
114	Dorottya Bartha	ROM Romania	1:29:13	+34:36	8:44
115	Emer Perkins	IRL Ireland	1:29:47	+35:10	8:47
116	Wakana Miyamoto	JPN Japan	1:29:50	+35:13	8:47
117	Vilma Alberinga	LAT Latvia	1:30:21	+35:44	8:50
118	Elena Marti Barclay	ESP Spain	1:32:03	+37:26	9:00
119	Serena Raus	ITA Italy	1:32:42	+38:05	9:04
120	Lucie Arno	BEL Belgium	1:33:48	+39:11	9:11
121	Kirsten Chambers	RSA South Africa	1:33:58	+39:21	9:12
122	Caroline Sandbo	USA United States	1:34:17	+39:40	9:14
123	Eadaoin McCavana	IRL Ireland	1:37:58	+43:21	9:35
124	Vera Chiusole	ITA Italy	1:39:42	+45:05	9:45
125	Wakana Sakuma	JPN Japan	1:40:28	+45:51	9:50
126	Kaori Ito	JPN Japan	1:43:02	+48:25	10:05
127	Brigitte Bordelon	USA United States	1:43:33	+48:56	10:08
128	Sianna Dorsey	CAN Canada	1:43:52	+49:15	10:10
129	Beatriz Sanguino	POR Portugal	1:46:06	+51:29	10:23
130	Fumika Sera	JPN Japan	1:46:13	+51:36	10:24
131	Ying Yau Chu	HKG Hong Kong	1:47:20	+52:43	10:30
132	Clodagh Moran	IRL Ireland	1:47:50	+53:13	10:33
133	Nikola Thynova	CZE Czech Republic	1:52:51	+58:14	11:03
134	Diana Aleksieva	USA United States	1:55:03	+1:00:26	11:16
135	Mizuho Katori	JPN Japan	1:56:50	+1:02:13	11:26
136	Hoi Yi Law	HKG Hong Kong	2:03:42	+1:09:05	12:06
137	Hei tung Leung	HKG Hong Kong	2:05:42	+1:11:05	12:18
138	Yi Shan Wong	HKG Hong Kong	2:12:54	+1:18:17	13:00
	Elizaveta Rastegaeva	RUS Russian Federation	disqualified		
	Ems De Smul	BEL Belgium	mispunched		
	Laura King	GBR Great Britain	did not finish		
	Hilal Oruc	TUR Turkey	did not finish		
	Wai Ching Fung	HKG Hong Kong	did not finish		
	Anna Berger	AUT Austria	did not finish		
	Olga Stanojevic	SRB Serbia	did not finish		
	Adrianna Biederman	POL Poland	did not finish		
	Dorottya Hajnal	HUN Hungary	did not finish		

Please report errors in the result list to the organiser.