

# Official results for European Youth Orienteering Championships 2024 - Long

Name: Long  
Organiser: Poland  
Date: 22 June 2024

Classes: [Show all](#) | [M16](#) | [W16](#) | [M18](#) | [W18](#)

## Men 16 6 750 m, 95 starting competitors

Plac	Name	Organisation	Time	Diff	Km time
1	Erik Heczko	CZE	45:25		6:43
2	Mihaly Csoboth	HUN	46:47	+1:22	6:55
3	Tomasz Rzenca	POL	47:50	+2:25	7:05
4	Veeti Viippola	FIN	48:49	+3:24	7:13
5	Ekain Fernandez Garcia	ESP	49:57	+4:32	7:24
6	Finn Selmer Duguid	GBR	50:57	+5:32	7:32
7	Manuel Gasser	SUI	51:36	+6:11	7:38
8	Simon Calandry	FRA	52:57	+7:32	7:50
9	Antoni Trzeciak	POL	53:07	+7:42	7:52
10	Mateo Puertas	ESP	53:08	+7:43	7:52
11	Ondrej Stepanek	CZE	53:34	+8:09	7:56
12	Gustavs Locmelis	LAT	53:36	+8:11	7:56
13	Tomas Metelka	CZE	53:54	+8:29	7:59
14	Finlay McLuckie	GBR	54:03	+8:38	8:00
15	Topi Hyytiainen	FIN	54:58	+9:33	8:08
16	Lionel Kumbier	GER	55:08	+9:43	8:10
17	Erik Marten Zernant	EST	55:54	+10:29	8:16
18	Marcus Perry	GBR	55:55	+10:30	8:17
19	Titouan Andrieux	FRA	55:58	+10:33	8:17
20	Eetu Narhi	FIN	56:36	+11:11	8:23
21	Vilmos Braun	HUN	56:46	+11:21	8:24
22	Svetlozar Kolev	BUL	57:11	+11:46	8:28
23	Arvidas Gunnarsson	LTU	57:16	+11:51	8:29
24	Lukas Verhelst	DEN	57:30	+12:05	8:31
25	Mae Regnard	FRA	57:32	+12:07	8:31
26	Daniel Schmidt	GER	57:38	+12:13	8:32
27	Tijus Jokubauskis	LTU	57:51	+12:26	8:34
28	Joakim Savinainen	FIN	58:00	+12:35	8:35
29	Vlad Percec	ROU	58:15	+12:50	8:37
30	Patrik Sedlacek	CZE	58:50	+13:25	8:42
30	Julian Schmied	SUI	58:50	+13:25	8:42
32	Mathieu Herault	FRA	59:21	+13:56	8:47
33	Aidan McKenna	IRL	59:25	+14:00	8:48
34	Antoni Pachnik	POL	59:33	+14:08	8:49
35	Radu Ilin	ROU	1:00:14	+14:49	8:55
36	Lars Anders Luiks	LAT	1:00:18	+14:53	8:56
37	Daniel Sanz	ESP	1:00:25	+15:00	8:57
38	Krzysztof Ukleja	POL	1:00:28	+15:03	8:57
39	Julian Doetsch	GER	1:00:47	+15:22	9:00
40	Yuval Kalkstein	ISR	1:00:53	+15:28	9:01
41	Poyraz Vural	TUR	1:00:57	+15:32	9:01
42	Taavi Caboussat	SUI	1:01:04	+15:39	9:02
43	Kuzey Basol	TUR	1:01:36	+16:11	9:07
44	Vladyslav Zhukovskiy	UKR	1:01:38	+16:13	9:07
45	Oscar Peel	GBR	1:01:43	+16:18	9:08
46	Oleksandr Fedorovskiy	UKR	1:02:08	+16:43	9:12
47	Bela Barnabas Sugta	HUN	1:02:52	+17:27	9:18
48	Marco Gianelle	ITA	1:02:58	+17:33	9:19
49	Yannick Widler	SUI	1:02:59	+17:34	9:19
50	Ihor Kyrlyshyn	UKR	1:03:40	+18:15	9:25
51	Gintas Simonavicius	LTU	1:03:43	+18:18	9:26
52	Ralfs Praulins	LAT	1:03:48	+18:23	9:27
53	Kristofers Kancs	LAT	1:03:57	+18:32	9:28

Plac	Name	Organisation	Time	Diff	Km time
54	Villem Piirimae	EST	1:04:05	+18:40	9:29
55	Karl Jobke	GER	1:04:06	+18:41	9:29
56	Mattias Rökkjaer	DEN	1:04:46	+19:21	9:35
57	Cesc Amat Font	ESP	1:05:50	+20:25	9:45
58	Niklas Weitlaner	ITA	1:07:15	+21:50	9:57
59	Simon Benjamin	ROU	1:07:17	+21:52	9:58
60	Oliver Schnepf	AUT	1:08:09	+22:44	10:05
61	Thomas Jansen	BEL	1:08:23	+22:58	10:07
62	Pjotr Mertens	BEL	1:08:46	+23:21	10:11
63	Liam O Donnell	IRL	1:09:19	+23:54	10:16
64	Anton Kupriyanov Hviid	DEN	1:09:55	+24:30	10:21
65	Jan Dokupil	SVK	1:10:07	+24:42	10:23
66	Paulius Barauskas	LTU	1:10:10	+24:45	10:23
67	Emil Fredberg	DEN	1:10:17	+24:52	10:24
68	Samuel Michac	SVK	1:10:29	+25:04	10:26
69	Victor Brouwier	BEL	1:10:48	+25:23	10:29
70	Niv Yakir	ISR	1:14:04	+28:39	10:58
71	Ronen Shuv	ISR	1:14:50	+29:25	11:05
72	David Petrovic	SRB	1:14:54	+29:29	11:05
73	Hlib Kozlovskiy	UKR	1:15:53	+30:28	11:14
74	Eanna Grennan	IRL	1:16:13	+30:48	11:17
75	Paul Aares Fjodorov	EST	1:17:04	+31:39	11:25
76	Kardo Kutti	EST	1:17:43	+32:18	11:30
77	Michal Marko	SVK	1:17:54	+32:29	11:32
78	Victor Ivanov	BUL	1:18:15	+32:50	11:35
79	Aleks Sarhachev	BUL	1:20:02	+34:37	11:51
80	Anze Kolner	SLO	1:20:35	+35:10	11:56
81	Tobias Angermann	AUT	1:20:49	+35:24	11:58
82	Alessandro Moser	ITA	1:20:56	+35:31	11:59
83	Aleksandar Pedev	BUL	1:23:41	+38:16	12:23
84	David Sedej	SLO	1:25:08	+39:43	12:36
85	Ozbej Malus	SLO	1:25:46	+40:21	12:42
86	Mustafa Bilge	TUR	1:26:13	+40:48	12:46
87	Lovro Kurtanjek	SLO	1:27:42	+42:17	12:59
88	Joao Maia	POR	1:29:21	+43:56	13:14
89	Liam Casey	IRL	1:29:58	+44:33	13:19
90	Francesco Scalzotto	ITA	1:32:08	+46:43	13:38
91	Matthias Schmalhardt	AUT	1:32:55	+47:30	13:45
92	Pavel Kalnitski	ISR	1:34:27	+49:02	13:59
93	Egemen Yigit Bulbul	TUR	2:04:38	+1:19:13	18:27
	Mark Levente Bujdoso	HUN	did not finish		
	Lauri Urbanek	AUT	did not finish		

## Women 16 5 700 m, 87 starting competitors

Plac	Name	Organisation	Time	Diff	Km time
1	Mira Werder	SUI	46:18		8:07
2	Gabija Stankeviciute	LTU	48:50	+2:32	8:34
3	Margarita Dienyte	LTU	50:54	+4:36	8:55
4	Viktorie Vyziblova	CZE	50:57	+4:39	8:56
5	Lotta Laakso	FIN	51:51	+5:33	9:05
6	Barbora Balciunaite	LTU	52:50	+6:32	9:16
7	Sara Szakal Biro	HUN	53:15	+6:57	9:20
8	Iida Koskinen	FIN	53:46	+7:28	9:25
9	Anni Jantunen	FIN	53:51	+7:33	9:26
10	Luca Mauer	HUN	54:07	+7:49	9:29
11	Marketa Hanusova	CZE	54:20	+8:02	9:31
12	Jasmina Olejnik	POL	54:28	+8:10	9:33
13	Tereza Ester Kamenicka	CZE	54:46	+8:28	9:36
14	Amaia Roche	FRA	54:51	+8:33	9:37
15	Astrid Faber FengerGroen	DEN	55:22	+9:04	9:42
16	Barbora Stryckova	CZE	55:51	+9:33	9:47
17	Anais Mazy	BEL	56:05	+9:47	9:50

Plac	Name	Organisation	Time	Diff	Km time
18	Brina Kolner	 SLO	56:08	+9:50	9:50
19	Julia Biskupska	 POL	56:24	+10:06	9:53
20	Scarlett Kelly	 GBR	56:37	+10:19	9:55
21	Roosa Muukkonen	 FIN	57:36	+11:18	10:06
22	Lillija Brice	 LAT	57:38	+11:20	10:06
23	Bigna Hotz	 SUI	57:54	+11:36	10:09
24	Lauma Janelsina	 LAT	58:02	+11:44	10:10
25	Luize Plone	 LAT	58:14	+11:56	10:12
26	Dora Delic	 CRO	58:22	+12:04	10:14
27	Hanna Honegger	 SUI	59:24	+13:06	10:25
28	Grete Johanna Korb	 EST	59:30	+13:12	10:26
29	Zsofia Felfoldi	 HUN	59:50	+13:32	10:29
30	Ofri Yacobi	 ISR	59:56	+13:38	10:30
31	Karina Fedoryshyn	 UKR	1:00:21	+14:03	10:35
32	Laura Martin	 FRA	1:00:27	+14:09	10:36
33	Malgorzata Porzycz	 POL	1:00:38	+14:20	10:38
34	Sona Asenbauer	 AUT	1:01:29	+15:11	10:47
35	Ella Baxter	 GBR	1:02:54	+16:36	11:02
35	Iryna Polubentseva	 UKR	1:02:54	+16:36	11:02
37	Chiara Magenes	 ITA	1:03:03	+16:45	11:03
38	Mika Asenbauer	 AUT	1:03:46	+17:28	11:11
39	Louise Cathala	 FRA	1:04:16	+17:58	11:16
40	Niamh Browne	 IRL	1:04:39	+18:21	11:20
41	Maiia Volkova	 SVK	1:04:54	+18:36	11:23
42	Matilde Tribino	 ESP	1:04:55	+18:37	11:23
43	Emily Atkinson	 GBR	1:04:57	+18:39	11:23
44	Marika Prolingheuer	 GER	1:05:20	+19:02	11:27
45	Lotta Marit Luethi	 SUI	1:05:34	+19:16	11:30
46	Katja Horst	 GER	1:05:38	+19:20	11:30
47	Magas Yevgeniia	 UKR	1:06:47	+20:29	11:42
48	Bruna Sanz	 ESP	1:06:53	+20:35	11:44
49	Noemi Klotz	 HUN	1:07:39	+21:21	11:52
50	Sara Delic	 CRO	1:08:05	+21:47	11:56
51	Emilia Wetzels	 GER	1:08:12	+21:54	11:57
52	Antonina Rokita	 POL	1:08:13	+21:55	11:58
53	Saule Traubaite	 LTU	1:08:24	+22:06	12:00
54	Anna Mia Atonen	 EST	1:09:48	+23:30	12:14
55	Olha Yenkal	 UKR	1:09:52	+23:34	12:15
56	Krista Lervad Lundoe	 DEN	1:10:45	+24:27	12:24
57	Emilija Terentjeva	 LAT	1:11:37	+25:19	12:33
58	Juliette Pellissier	 FRA	1:12:31	+26:13	12:43
59	Katie Buckley	 GBR	1:12:57	+26:39	12:47
60	Ellie Simpson	 IRL	1:13:49	+27:31	12:57
61	Fionnuala Rowe	 IRL	1:14:13	+27:55	13:01
62	Ema Jurican	 CRO	1:15:46	+29:28	13:17
63	Anna Tabea Holfeld	 GER	1:16:02	+29:44	13:20
64	Ragnhild Oehlenschlaeger nielsen	 DEN	1:19:11	+32:53	13:53
65	Alessia D Incau	 ITA	1:19:51	+33:33	14:00
66	Lyudmila Dimova	 BUL	1:20:41	+34:23	14:09
67	Helena Hakk	 EST	1:20:54	+34:36	14:11
68	Maria Hauser	 AUT	1:21:58	+35:40	14:22
69	Doris Nikolic	 SRB	1:22:20	+36:02	14:26
70	Sadhbh Hassett	 IRL	1:22:25	+36:07	14:27
71	Zsofia Balogh	 ROU	1:24:00	+37:42	14:44
72	Paula Vicedo	 ESP	1:26:53	+40:35	15:14
73	Amalie Broman	 DEN	1:27:25	+41:07	15:20
74	Simona Angelova	 BUL	1:27:56	+41:38	15:25
75	Ema Jonasova	 SVK	1:29:28	+43:10	15:41
76	Zina Macajova	 SVK	1:32:15	+45:57	16:11
77	Jasna Starovic	 SRB	1:34:13	+47:55	16:31
78	Candela Arranz Bravo	 ESP	1:35:32	+49:14	16:45
79	Melek Tekin	 TUR	1:39:50	+53:32	17:30
80	Alexandra Tadeu	 POR	1:40:48	+54:30	17:41

Plac	Name	Organisation	Time	Diff	Km time
81	Nicole Pagliari	ITA	1:45:12	+58:54	18:27
82	Gyongyver Gorog	ROU	1:47:54	+1:01:36	18:55
83	Inci Akcan	TUR	1:49:02	+1:02:44	19:07
84	Nehir Karakocak	TUR	1:50:06	+1:03:48	19:18
85	Emilija Veljovic	SRB	2:14:31	+1:28:13	23:35
86	Zeynep Icyer	TUR	2:42:00	+1:55:42	28:25
	Emanuela Stoyanova	BUL	mispunched		

## Men 18 9 060 m, 105 starting competitors






















Plac	Name	Organisation	Time	Diff	Km time
1	Emil Husebye Aamodt	NOR	54:29		6:00
2	James Hammond	GBR	54:35	+0:06	6:01
3	Jonas Fenne Ingjerd	NOR	55:10	+0:41	6:05
4	Florian Fritzen	FIN	55:35	+1:06	6:08
5	Ondrej Brosch	CZE	56:11	+1:42	6:12
6	Lukas Gasser	SUI	57:38	+3:09	6:21
7	Lucas Verjux	FRA	57:47	+3:18	6:22
8	Bernat Selva Torras	ESP	57:51	+3:22	6:23
9	Aapo Virkajarvi	FIN	58:12	+3:43	6:25
10	Tymoteusz Bultrowicz	POL	58:21	+3:52	6:26
11	Joan Montes	ESP	58:24	+3:55	6:26
12	Filip Hanus	CZE	58:35	+4:06	6:27
13	Edvards Zvirgzdins	LAT	59:25	+4:56	6:33
14	Renars Grasis	LAT	1:00:17	+5:48	6:39
15	Ervin Vigh	ROU	1:00:25	+5:56	6:40
16	Erik Groenborg Nielsen	DEN	1:00:29	+6:00	6:40
17	Nathan Philibert	FRA	1:00:51	+6:22	6:42
18	Ola Leire	SWE	1:00:58	+6:29	6:43
19	Arvid Algers Omholt	SWE	1:01:12	+6:43	6:45
20	Jone Valdai	NOR	1:01:25	+6:56	6:46
21	David Benke Somorjai	HUN	1:01:29	+7:00	6:47
22	Asbjoern Faber Fenger Groen	DEN	1:01:34	+7:05	6:47
23	Bartlomiej Maciejewski	POL	1:01:56	+7:27	6:50
24	Vladimir Srb	CZE	1:01:58	+7:29	6:50
25	Loic Dequiedt	GER	1:02:02	+7:33	6:50
26	Gratian Boehi	SUI	1:03:05	+8:36	6:57
27	Celestin Dufour	FRA	1:03:31	+9:02	7:00
28	David Saupe	GER	1:03:36	+9:07	7:01
29	Matej Balogh	SVK	1:04:03	+9:34	7:04
30	Sebastiano Lambertini	ITA	1:04:09	+9:40	7:04
31	Laurence Ward	GBR	1:04:11	+9:42	7:05
31	Tommy Rollins	GBR	1:04:11	+9:42	7:05
33	Daniel Smelik	SVK	1:04:43	+10:14	7:08
34	Lavio Mueller	SUI	1:04:48	+10:19	7:09
35	Joona Hirvilahti	FIN	1:04:56	+10:27	7:10
36	Rasmus Toyryla	FIN	1:05:01	+10:32	7:10
37	Stanislaw Drapella	POL	1:05:12	+10:43	7:11
38	Jonas Vogel	SUI	1:05:22	+10:53	7:12
39	Domas Juknevicius	LTU	1:05:46	+11:17	7:15
40	Algirdas Dienys	LTU	1:05:50	+11:21	7:15
41	Bence Urge	HUN	1:05:54	+11:25	7:16
42	Ole Baath	GER	1:05:56	+11:27	7:16
43	Tomas Syrový	SVK	1:06:15	+11:46	7:18
44	Ola Daasnes	NOR	1:06:24	+11:55	7:19
45	Jonas Leo Soelva	ITA	1:06:45	+12:16	7:22
46	Arnaud Mazy	BEL	1:06:47	+12:18	7:22
47	Niklas Ochenbauer	AUT	1:07:04	+12:35	7:24
48	Volodymyr Horashko	UKR	1:07:11	+12:42	7:24
49	Roberts Arnicans	LAT	1:07:16	+12:47	7:25
50	Anton Wenzel	FRA	1:07:36	+13:07	7:27
51	Axel Thybeck	SWE	1:07:46	+13:17	7:28
52	Luka Seljak	SLO	1:07:52	+13:23	7:29

Plac	Name	Organisation	Time	Diff	Km time
53	Marco Pelov	BUL	1:08:07	+13:38	7:31
54	Mathis Brouwier	BEL	1:08:09	+13:40	7:31
55	Maciej Sztraneck	POL	1:08:11	+13:42	7:31
56	Filip Jancik	SVK	1:08:41	+14:12	7:34
57	Partel Kulvik	EST	1:08:50	+14:21	7:35
58	Denis Orsingher	ITA	1:08:51	+14:22	7:35
59	Jakub Stehlik	CZE	1:09:55	+15:26	7:43
60	Gergo Balint	HUN	1:09:56	+15:27	7:43
61	Dani Nikolov	BUL	1:10:05	+15:36	7:44
62	Rasmus Edvardsen	DEN	1:10:15	+15:46	7:45
63	Tadas Mackevicius	LTU	1:11:08	+16:39	7:51
64	August Jakobson	EST	1:11:11	+16:42	7:51
65	Lukass Siliins	LAT	1:11:15	+16:46	7:51
66	Daniel Heppell	GBR	1:12:09	+17:40	7:57
67	Vincent Kunckel	GER	1:13:03	+18:34	8:03
68	Karel Jung	EST	1:13:30	+19:01	8:06
69	Altar Ilgaz Tuzcuogullari	TUR	1:14:09	+19:40	8:11
70	Vladyslav Tsepurdey	UKR	1:14:15	+19:46	8:11
71	Jan Amat Font	ESP	1:14:45	+20:16	8:15
72	Artem Zhukovskiy	UKR	1:15:05	+20:36	8:17
73	Mate Balogh	HUN	1:15:18	+20:49	8:18
74	Maksym Barchuk	UKR	1:16:00	+21:31	8:23
75	Lucas Coelho	POR	1:16:57	+22:28	8:29
76	Nikola Karachorov	BUL	1:17:16	+22:47	8:31
77	Luka Gojmerac	CRO	1:17:36	+23:07	8:33
78	David Husag	SRB	1:18:13	+23:44	8:37
79	Gabrijel Solenicki	CRO	1:19:21	+24:52	8:45
80	Bozo Bizjak	SLO	1:21:09	+26:40	8:57
81	Maximilian Rass	AUT	1:23:04	+28:35	9:10
82	Joel Leistra	NED	1:23:07	+28:38	9:10
83	James Hottinger	IRL	1:23:56	+29:27	9:15
84	Aleksandras Uckuronis	LTU	1:24:18	+29:49	9:18
85	Pedro Patrocinio	POR	1:24:19	+29:50	9:18
86	Oscar Rowe	IRL	1:24:34	+30:05	9:20
87	Alvaro Perez	ESP	1:24:37	+30:08	9:20
88	Gerry Browne	IRL	1:24:52	+30:23	9:22
89	Theo Dobler	AUT	1:25:58	+31:29	9:29
90	Samuele Acler	ITA	1:26:09	+31:40	9:30
91	Janko Zivkov	SRB	1:29:18	+34:49	9:51
92	Rok Bogataj	SLO	1:29:38	+35:09	9:53
93	Bogdan Evgeniev	BUL	1:30:24	+35:55	9:58
94	Lucas Tamas	ROU	1:33:29	+39:00	10:19
95	Markus Juhkam	EST	1:33:55	+39:26	10:21
96	Teo Mahovic	CRO	1:34:22	+39:53	10:24
97	Gurhan Horasanli	TUR	1:39:56	+45:27	11:01
98	Joao Pedro	POR	1:39:59	+45:30	11:02
99	Mirsad Ulas Akbas	TUR	1:40:11	+45:42	11:03
100	Idar Elias Jongenburger	NED	1:41:51	+47:22	11:14
101	Eoin O Donnell	IRL	1:45:24	+50:55	11:38
102	Bayram Furkan Hizli	TUR	2:02:17	+1:07:48	13:29
	Johannes Marager	DEN	mispunched		
	Cristian Betivu	MDA	mispunched		
	Max Oesterberg	SWE	mispunched		

### Women 18 7 090 m, 90 starting competitors

Plac	Name	Organisation	Time	Diff	Km time
1	Freja Hjerne	SWE	53:50		7:35
2	Janka Mikes	HUN	54:37	+0:47	7:42
3	Katerina Douskova	CZE	58:01	+4:11	8:10
4	Rahel Good	SUI	1:03:46	+9:56	8:59
5	Ladina Gasser	SUI	1:03:50	+10:00	9:00
6	Tilia Olsson	SWE	1:04:02	+10:12	9:01

Plac	Name	Organisation	Time	Diff	Km time
7	Lucie Gaudion	 FRA	1:04:55	+11:05	9:09
8	Leonie Mathis	 SUI	1:05:19	+11:29	9:12
9	Tuva Sirvioe	 SWE	1:05:52	+12:02	9:17
10	Ilze Jumike	 LAT	1:05:55	+12:05	9:17
11	Elise Renard	 NOR	1:06:20	+12:30	9:21
12	Emily Adenstedt	 AUT	1:06:29	+12:39	9:22
13	Sigrid Schmitt Gran	 NOR	1:06:47	+12:57	9:25
14	Venla Lehtonen	 FIN	1:06:52	+13:02	9:25
15	Dorja Salopek	 CRO	1:07:11	+13:21	9:28
16	Tereza Mestanova	 CZE	1:07:14	+13:24	9:28
17	Annika Stamer	 GER	1:07:16	+13:26	9:29
18	Yaelle Malard	 FRA	1:07:45	+13:55	9:33
19	Antonina Slonska	 POL	1:08:18	+14:28	9:37
20	Katerina Koziskova	 CZE	1:08:37	+14:47	9:40
21	Lovise Harriette Koppel	 EST	1:08:43	+14:53	9:41
22	Anni Makihokkonen	 FIN	1:09:56	+16:06	9:51
23	Fanny Delahaye	 FRA	1:10:11	+16:21	9:53
24	Elli Kylakoski	 FIN	1:10:26	+16:36	9:56
25	Liise Lilleleid	 EST	1:10:29	+16:39	9:56
26	Iga Mikula	 POL	1:10:39	+16:49	9:57
27	Sarina Grimm	 SUI	1:11:15	+17:25	10:02
28	Melissa Trochut	 FRA	1:11:33	+17:43	10:05
29	Minna Sofie Wingstedt	 NOR	1:12:25	+18:35	10:12
30	Ruth Gooch	 GBR	1:12:33	+18:43	10:13
31	Eszter Balazs	 HUN	1:12:49	+18:59	10:16
32	Kateryna Kropyvnytska	 UKR	1:12:50	+19:00	10:16
33	Iryna Klymeniuk	 UKR	1:14:18	+20:28	10:28
34	Jana Rifa Bernardino	 ESP	1:14:37	+20:47	10:31
35	Maja Kula	 POL	1:14:40	+20:50	10:31
36	Laura Odor	 HUN	1:14:45	+20:55	10:32
37	Cajsa Alenius	 SWE	1:15:28	+21:38	10:38
38	Erika Matulionyte	 LTU	1:15:51	+22:01	10:41
39	Raya Asenova	 BUL	1:16:45	+22:55	10:49
40	Heather High	 GBR	1:16:52	+23:02	10:50
41	Goda Ziaziulyte	 LTU	1:17:23	+23:33	10:54
42	Eve Buckley	 IRL	1:17:33	+23:43	10:56
43	Yulia Georgieva	 BUL	1:17:39	+23:49	10:57
44	Guinedell Faja Sanjaume	 ESP	1:17:44	+23:54	10:57
45	Barbora Holasova	 CZE	1:18:21	+24:31	11:03
46	Lisa Rivetta	 ITA	1:18:24	+24:34	11:03
47	Alisa Zemliakova	 UKR	1:19:18	+25:28	11:11
48	Antonina Mianowska	 POL	1:19:21	+25:31	11:11
49	Zsuzsa Gonczi	 HUN	1:19:23	+25:33	11:11
50	Gabija Rimkute	 LTU	1:20:02	+26:12	11:17
51	Ronja Gotsch Iversen	 NOR	1:20:14	+26:24	11:18
52	Eva Friedl	 AUT	1:22:41	+28:51	11:39
53	Lotta Nivukoski	 FIN	1:22:49	+28:59	11:40
54	Eliza Odrina	 LAT	1:23:07	+29:17	11:43
54	Laura Krumina	 LAT	1:23:07	+29:17	11:43
56	Arlet Sales	 ESP	1:23:21	+29:31	11:45
57	Leonor Ferreira	 POR	1:23:39	+29:49	11:47
58	Mareli Vaher	 EST	1:24:35	+30:45	11:55
59	Gaya Mitzafon	 ISR	1:24:43	+30:53	11:56
60	Stanja Lindig	 GER	1:24:48	+30:58	11:57
61	Camilla Aigmueller	 AUT	1:24:50	+31:00	11:57
62	Alexandra Serra Campos	 POR	1:25:23	+31:33	12:02
63	Juliane Burgmair	 GER	1:26:01	+32:11	12:07
64	Jocie Hilton	 GBR	1:26:22	+32:32	12:10
65	Neza Obid	 SLO	1:26:42	+32:52	12:13
66	Ivana Pedeva	 BUL	1:27:10	+33:20	12:17
67	Svitlana Askerova	 UKR	1:28:25	+34:35	12:28
68	Sofia Cozzi	 ITA	1:28:35	+34:45	12:29
69	Mariann Zernant	 EST	1:28:59	+35:09	12:33

Plac	Name	Organisation	Time	Diff	Km time
70	Louise Mattart	 BEL	1:30:28	+36:38	12:45
71	Ingrid Due Nygaard	 DEN	1:30:32	+36:42	12:46
72	Diana Maria Pop	 ROU	1:32:20	+38:30	13:01
73	Monica de Miguel Armisen	 ESP	1:32:46	+38:56	13:05
74	Alexia Tudorache	 ROU	1:33:06	+39:16	13:07
75	Jarune Sataite	 LTU	1:34:14	+40:24	13:17
76	Joana Canana	 POR	1:34:24	+40:34	13:18
77	Marta Ruseva	 BUL	1:34:38	+40:48	13:20
78	Sandija Rumba	 LAT	1:34:49	+40:59	13:22
79	Laura Venhauer	 AUT	1:36:45	+42:55	13:38
80	Sonia Rampado	 ITA	1:38:45	+44:55	13:55
81	Hatice Elif Kurt	 TUR	1:39:13	+45:23	13:59
82	Antonia Man	 ROU	1:40:20	+46:30	14:09
83	Paola Rako	 CRO	1:40:49	+46:59	14:13
84	Sara Bojte	 ROU	1:41:04	+47:14	14:15
85	Azra Coskun	 TUR	1:46:08	+52:18	14:58
86	Aleyna Minden	 TUR	1:53:41	+59:51	16:02
87	Irem Gul Nazlimoglu	 TUR	2:00:33	+1:06:43	17:00
88	Lena Baath	 GER	2:02:08	+1:08:18	17:13
	Freya Tryner	 GBR	mispunched		
	Nea Erzen	 SLO	did not finish		