

Official results for European Youth Orienteering Championships 2022 - Relay

Name: Relay

Organisers: Balassagyarmati Balassi Balint KSE / Hungary / Salgotarjani Dornay SE

Date: 4 July 2022

W16 25 starting competitors

[Leg 1](#) | [Leg 2](#) | [Leg 3](#) | **Total**

| Plac | Name | Leg time | Leg pl | Leg diff | Time | Co plac | Diff |
|------|--|----------|--------|----------|---------|---------|--------|
| 1 |  CZE Czechia | | | | 1:21:25 | | |
| | 1. Julie Bambouskova | 26:40 | | | 26:40 | | |
| | 2. Viktorie Skachova | 28:04 | | | 54:44 | | |
| | 3. Katerina Douskova | 26:41 | | | 1:21:25 | | |
| 2 |  HUN Hungary | | | | 1:23:03 | | +1:38 |
| | 1. Zsuzsa Gonczi | 28:29 | | | 28:29 | | |
| | 2. Zsofia Felfoldi | 30:04 | | | 58:33 | | |
| | 3. Janka Mikes | 24:30 | | | 1:23:03 | | +1:38 |
| 3 |  SUI Switzerland | | | | 1:26:19 | | +4:54 |
| | 1. Leonie Mathis | 27:42 | | | 27:42 | | |
| | 2. Mira Werder | 28:44 | | | 56:26 | | |
| | 3. Minna Senn | 29:53 | | | 1:26:19 | | +4:54 |
| 4 |  FRA France | | | | 1:28:20 | | +6:55 |
| | 1. Mahaut Zanatta | 28:08 | | | 28:08 | | |
| | 2. Yaelle Malard | 28:55 | | | 57:03 | | |
| | 3. Fanny Delahaye | 31:17 | | | 1:28:20 | | +6:55 |
| 5 |  POL Poland | | | | 1:28:43 | | +7:18 |
| | 1. Iga Mikula | 30:18 | | | 30:18 | | |
| | 2. Jasmina Olejnik | 28:32 | | | 58:50 | | |
| | 3. Antonina Slonska | 29:53 | | | 1:28:43 | | +7:18 |
| 6 |  ESP Spain | | | | 1:30:39 | | +9:14 |
| | 1. Iranzu Urquizu | 30:29 | | | 30:29 | | |
| | 2. Guinedell Faja sanjaume | 26:21 | | | 56:50 | | |
| | 3. Monica de Miguel Armisen | 33:49 | | | 1:30:39 | | +9:14 |
| 7 |  LAT Latvia | | | | 1:36:29 | | +15:04 |
| | 1. Eliza Odrina | 30:17 | | | 30:17 | | |
| | 2. Ilze Jumike | 28:36 | | | 58:53 | | |
| | 3. Liva Eliza Andersone | 37:36 | | | 1:36:29 | | +15:04 |
| 8 |  GER Germany | | | | 1:36:34 | | +15:09 |
| | 1. Anne Kaestner | 29:14 | | | 29:14 | | |
| | 2. Juliane Burgmair | 34:40 | | | 1:03:54 | | |
| | 3. Annika Stamer | 32:40 | | | 1:36:34 | | +15:09 |
| 9 |  DEN Denmark | | | | 1:36:43 | | +15:18 |
| | 1. Augusta May Thorsen | 30:34 | | | 30:34 | | |
| | 2. Frida Kaerner Grooss | 30:08 | | | 1:00:42 | | |
| | 3. Laura Kaldahl Hornbaek | 36:01 | | | 1:36:43 | | +15:18 |
| 10 |  LTU Lithuania | | | | 1:38:23 | | +16:58 |
| | 1. Barbora Balcunaite | 30:09 | | | 30:09 | | |
| | 2. Margarita Dienyte | 29:50 | | | 59:59 | | |
| | 3. Goda Ziaziulyte | 38:24 | | | 1:38:23 | | +16:58 |
| 11 |  FIN Finland | | | | 1:38:33 | | +17:08 |
| | 1. Hetaliina Karkiainen | 37:59 | | | 37:59 | | |

| Plac | Name | Leg time | Leg pl | Leg diff | Time | Co plac | Diff |
|------|--|---------------|--------|----------|----------------|---------|----------|
| | 2. Laura Laakso | 30:04 | | | 1:08:03 | | |
| | 3. Venla Lehtonen | 30:30 | | | 1:38:33 | | +17:08 |
| 12 |  EST Estonia | | | | 1:44:06 | | +22:41 |
| | 1. Mariann Zernant | 29:15 | | | 29:15 | | |
| | 2. Liise Lillelaid | 44:36 | | | 1:13:51 | | |
| | 3. Harriet Koppel | 30:15 | | | 1:44:06 | | +22:41 |
| 13 |  AUT Austria | | | | 1:47:01 | | +25:36 |
| | 1. Camilla Aigmueller | 32:06 | | | 32:06 | | |
| | 2. Laura Venhauer | 42:57 | | | 1:15:03 | | |
| | 3. Emily Adenstedt | 31:58 | | | 1:47:01 | | +25:36 |
| 14 |  GBR Great Britain | | | | 1:52:44 | | +31:19 |
| | 1. Jocie Hilton | 37:49 | | | 37:49 | | |
| | 2. Daisy Rennie | 40:52 | | | 1:18:41 | | |
| | 3. Lyra Medlock | 34:03 | | | 1:52:44 | | +31:19 |
| 15 |  UKR Ukraine | | | | 1:56:05 | | +34:40 |
| | 1. Mariia Terekhova | 44:47 | | | 44:47 | | |
| | 2. Svitlana Askerova | 41:19 | | | 1:26:06 | | |
| | 3. Kateryna Kropyvnytska | 29:59 | | | 1:56:05 | | +34:40 |
| 16 |  SLO Slovenia | | | | 1:59:34 | | +38:09 |
| | 1. Brina Kolner | 43:53 | | | 43:53 | | |
| | 2. Neza Obid | 41:22 | | | 1:25:15 | | |
| | 3. Nea Erzen | 34:19 | | | 1:59:34 | | +38:09 |
| 17 |  BUL Bulgaria | | | | 2:03:39 | | +42:14 |
| | 1. Niya Onufrieva | 41:05 | | | 41:05 | | |
| | 2. Raya Asenova | 45:00 | | | 1:26:05 | | |
| | 3. Ivana Pedeva | 37:34 | | | 2:03:39 | | +42:14 |
| 18 |  POR Portugal | | | | 2:13:28 | | +52:03 |
| | 1. Joana Canana | 44:15 | | | 44:15 | | |
| | 2. Leonor Ferreira | 42:01 | | | 1:26:16 | | |
| | 3. Alexandra Serra Campos | 47:12 | | | 2:13:28 | | +52:03 |
| 19 |  ROU Romania | | | | 2:14:09 | | +52:44 |
| | 1. Diana Maria Pop | 38:20 | | | 38:20 | | |
| | 2. Sara Bojte | 47:14 | | | 1:25:34 | | |
| | 3. Alexia Tudorache | 48:35 | | | 2:14:09 | | +52:44 |
| 20 |  MDA Moldova | | | | 2:33:52 | | +1:12:27 |
| | 1. Zlata Savinova | 51:28 | | | 51:28 | | |
| | 2. Victoria Nosenco | 34:28 | | | 1:25:56 | | |
| | 3. Sofia Cemirtan | 1:07:56 | | | 2:33:52 | | +1:12:27 |
| |  ITA Italy | | | | mispunched | | |
| | 1. Lisa Rivetta | 38:13 | | | 38:13 | | |
| | 2. Sonia Rampado | mispunched | | | mispunched | | |
| | 3. Silvia Di Stefano | 39:52 | | | mispunched | | |
| |  AUS Australia | | | | did not finish | | |
| | 1. Key Mila | 28:38 | | | 28:38 | | |
| | 2. Erika Enderby | 36:32 | | | 1:05:10 | | |
| | 3. N.N. | did not start | | | did not finish | | |
| |  CRO Croatia | | | | did not finish | | |
| | 1. Dora Delic | 28:26 | | | 28:26 | | |
| | 2. Paola Rako | 53:42 | | | 1:22:08 | | |
| | 3. N.N. | did not start | | | did not finish | | |
| |  NZL New Zealand | | | | did not finish | | |



| Plac | Name | Leg time | Leg pl | Leg diff | Time | Co plac | Diff |
|------|--|----------------|--------|----------|----------------|---------|------|
| | 1. Rachel Baker | 28:11 | | | 28:11 | | |
| | 2. Anna Babington | 30:52 | | | 59:03 | | |
| | 3. N.N. | did not start | | | did not finish | | |
| |  TUR Turkiye | | | | did not finish | | |
| | 1. Hatice Elif Kurt | 32:12 | | | 32:12 | | |
| | 2. Azra Coskun | 41:37 | | | 1:13:49 | | |
| | 3. Aleyna Minden | did not finish | | | did not finish | | |

W18 25 starting competitors

Leg 1 | Leg 2 | Leg 3 | Total










| Plac | Name | Leg time | Leg pl | Leg diff | Time | Co plac | Diff |
|------|--|----------|--------|----------|---------|---------|--------|
| 1 |  FIN Finland | | | | 1:41:29 | | |
| | 1. Virna Pellikka | 33:05 | | | 33:05 | | |
| | 2. Elli Punto | 34:58 | | | 1:08:03 | | |
| | 3. Eeva Liina Ojanaho | 33:26 | | | 1:41:29 | | |
| 2 |  CZE Czechia | | | | 1:41:44 | | +0:15 |
| | 1. Lucie Dittrichova | 34:01 | | | 34:01 | | |
| | 2. Michaela Novotna | 32:33 | | | 1:06:34 | | |
| | 3. Lea Martanova | 35:10 | | | 1:41:44 | | +0:15 |
| 3 |  NOR Norway | | | | 1:41:58 | | +0:29 |
| | 1. Elisa Gotsch Iversen | 33:16 | | | 33:16 | | |
| | 2. Anna Taksdal | 33:16 | | | 1:06:32 | | |
| | 3. Ingeborg Roll Mosland | 35:26 | | | 1:41:58 | | +0:29 |
| 4 |  GER Germany | | | | 1:46:52 | | +5:23 |
| | 1. Jule Rossner | 33:31 | | | 33:31 | | |
| | 2. Marlene Fritz | 33:11 | | | 1:06:42 | | |
| | 3. Julia Fritz | 40:10 | | | 1:46:52 | | +5:23 |
| 5 |  HUN Hungary | | | | 1:47:27 | | +5:58 |
| | 1. Lili Lantai | 38:09 | | | 38:09 | | |
| | 2. Kamilla Kiss | 35:42 | | | 1:13:51 | | |
| | 3. Rita Maramarosi | 33:36 | | | 1:47:27 | | +5:58 |
| 6 |  SWE Sweden | | | | 1:47:45 | | +6:16 |
| | 1. Emilsson Emma | 37:58 | | | 37:58 | | |
| | 2. Ida Bengtsson | 36:04 | | | 1:14:02 | | |
| | 3. Alma Svennerud | 33:43 | | | 1:47:45 | | +6:16 |
| 7 |  LAT Latvia | | | | 1:50:46 | | +9:17 |
| | 1. Leonarda Baltina | 33:04 | | | 33:04 | | |
| | 2. Agnese Jaunmuktane | 37:41 | | | 1:10:45 | | |
| | 3. Laura Berke | 40:01 | | | 1:50:46 | | +9:17 |
| 8 |  GBR Great Britain | | | | 1:56:34 | | +15:05 |
| | 1. Iris MacMillan | 38:09 | | | 38:09 | | |
| | 2. Imogen Pieters | 39:41 | | | 1:17:50 | | |
| | 3. Isobel Howard | 38:44 | | | 1:56:34 | | +15:05 |
| 9 |  LTU Lithuania | | | | 1:57:23 | | +15:54 |
| | 1. Neda Davidaviciute | 38:01 | | | 38:01 | | |
| | 2. Migle Cincikaite | 39:43 | | | 1:17:44 | | |
| | 3. Ugne Skucaite | 39:39 | | | 1:57:23 | | +15:54 |
| 10 |  EST Estonia | | | | 2:00:35 | | +19:06 |
| | 1. Liis Marii Kaso | 41:12 | | | 41:12 | | |
| | 2. Maria Eller | 38:33 | | | 1:19:45 | | |

| Plac | Name | Leg time | Leg pl | Leg diff | Time | Co plac | Diff |
|------|--|------------|--------|----------|------------|---------|----------|
| | 3. Brigitte Panker | 40:50 | | | 2:00:35 | | +19:06 |
| 11 |  FRA France | | | | 2:02:21 | | +20:52 |
| | 1. Sarah Ghibaudo | 33:12 | | | 33:12 | | |
| | 2. Alice Merat | 40:50 | | | 1:14:02 | | |
| | 3. Annabelle Delenne | 48:19 | | | 2:02:21 | | +20:52 |
| 12 |  BEL Belgium | | | | 2:07:09 | | +25:40 |
| | 1. Sarah Rooman | 35:16 | | | 35:16 | | |
| | 2. Sofie Bosmans | 50:16 | | | 1:25:32 | | |
| | 3. Tille De Smul | 41:37 | | | 2:07:09 | | +25:40 |
| 13 |  ITA Italy | | | | 2:07:33 | | +26:04 |
| | 1. Elis Angeli | 39:02 | | | 39:02 | | |
| | 2. Giulia Vedana | 45:14 | | | 1:24:16 | | |
| | 3. Nastja Ferluga | 43:17 | | | 2:07:33 | | +26:04 |
| 14 |  POL Poland | | | | 2:08:10 | | +26:41 |
| | 1. Hanna Perfikowska | 40:48 | | | 40:48 | | |
| | 2. Natalia Kurtycz | 45:00 | | | 1:25:48 | | |
| | 3. Iga Muller | 42:22 | | | 2:08:10 | | +26:41 |
| 15 |  SVK Slovakia | | | | 2:13:20 | | +31:51 |
| | 1. Tereza Kendrova | 39:01 | | | 39:01 | | |
| | 2. Rebecca Herna | 45:32 | | | 1:24:33 | | |
| | 3. Simona Mihalicova | 48:47 | | | 2:13:20 | | +31:51 |
| 16 |  ESP Spain | | | | 2:19:15 | | +37:46 |
| | 1. Patricia Toledo | 39:02 | | | 39:02 | | |
| | 2. Irene Guerrero | 48:45 | | | 1:27:47 | | |
| | 3. Judit Ravell | 51:28 | | | 2:19:15 | | +37:46 |
| 17 |  BUL Bulgaria | | | | 2:20:33 | | +39:04 |
| | 1. Yana Ilieva | 48:04 | | | 48:04 | | |
| | 2. Desislava Bahchevanova | 44:18 | | | 1:32:22 | | |
| | 3. Reneta Nenkova | 48:11 | | | 2:20:33 | | +39:04 |
| 18 |  UKR Ukraine | | | | 2:30:14 | | +48:45 |
| | 1. Olha Sereda | 52:13 | | | 52:13 | | |
| | 2. Veronika Arbuzova | 42:09 | | | 1:34:22 | | |
| | 3. Kristina Pashchenko | 55:52 | | | 2:30:14 | | +48:45 |
| 19 |  AUT Austria | | | | 2:37:23 | | +55:54 |
| | 1. Katharina Perl | 1:01:28 | | | 1:01:28 | | |
| | 2. Theresa Monsberger | 52:58 | | | 1:54:26 | | |
| | 3. Flora Aigmueller | 42:57 | | | 2:37:23 | | +55:54 |
| 20 |  ROU Romania | | | | 2:38:18 | | +56:49 |
| | 1. Orsolya Palhegyi | 39:47 | | | 39:47 | | |
| | 2. Iulia Stupu | 45:52 | | | 1:25:39 | | |
| | 3. Andreea Manu | 1:12:39 | | | 2:38:18 | | +56:49 |
| 21 |  TUR Turkiye | | | | 3:09:30 | | +1:28:01 |
| | 1. Aysa Asya Tuzcuogullari | 51:57 | | | 51:57 | | |
| | 2. Betul Onal | 59:22 | | | 1:51:19 | | |
| | 3. Buse Acil | 1:18:11 | | | 3:09:30 | | +1:28:01 |
| |  NZL New Zealand | | | | mispunched | | |
| | 1. Kaia Joergensen | 40:42 | | | 40:42 | | |
| | 2. Katherine Babington | 43:24 | | | 1:24:06 | | |
| | 3. Zara Stewart | mispunched | | | mispunched | | |
| |  SUI Switzerland | | | | mispunched | | |
| | 1. Lisa Hubmann | mispunched | | | mispunched | | |





| Plac | Name | Leg time | Leg pl | Leg diff | Time | Co plac | Diff |
|------|--|----------------|--------|----------|----------------|---------|------|
| | 2. Leonie Benz | 35:39 | | | mispunched | | |
| | 3. Rosa Bieri | 34:01 | | | mispunched | | |
| |  AUS Australia | | | | did not finish | | |
| | 1. Mikayla Enderby | did not finish | | | did not finish | | |
| | 2. N.N. | did not start | | | did not finish | | |
| | 3. N.N. | did not start | | | did not finish | | |
| |  IRL Ireland | | | | did not finish | | |
| | 1. Eve Buckley | 1:12:25 | | | 1:12:25 | | |
| | 2. Emily Rowe | 58:24 | | | 2:10:49 | | |
| | 3. N.N. | did not start | | | did not finish | | |

M16 26 starting competitors

Leg 1 | Leg 2 | Leg 3 | Total

| Plac | Name | Leg time | Leg pl | Leg diff | Time | Co plac | Diff |
|------|--|----------|--------|----------|---------|---------|--------|
| 1 |  SUI Switzerland | | | | 1:20:01 | | |
| | 1. Matthieu Buehrer | 25:50 | | | 25:50 | | |
| | 2. Loic Berger | 27:30 | | | 53:20 | | |
| | 3. Lukas Gasser | 26:41 | | | 1:20:01 | | |
| 2 |  HUN Hungary | | | | 1:26:30 | | +6:29 |
| | 1. Gergo Balint | 30:04 | | | 30:04 | | |
| | 2. Tamas Felfoldi | 29:33 | | | 59:37 | | |
| | 3. Marton Csoboth | 26:53 | | | 1:26:30 | | +6:29 |
| 3 |  CZE Czechia | | | | 1:27:19 | | +7:18 |
| | 1. Ondrej Brosch | 30:12 | | | 30:12 | | |
| | 2. Tomas Kucera | 26:12 | | | 56:24 | | |
| | 3. Jan Stepanek | 30:55 | | | 1:27:19 | | +7:18 |
| 4 |  POL Poland | | | | 1:28:22 | | +8:21 |
| | 1. Bartlomiej Maciejewski | 28:46 | | | 28:46 | | |
| | 2. Tymoteusz Bultrowicz | 30:44 | | | 59:30 | | |
| | 3. Jędrzej Pachnik | 28:52 | | | 1:28:22 | | +8:21 |
| 5 |  ESP Spain | | | | 1:30:16 | | +10:15 |
| | 1. Jan Amat Font | 32:11 | | | 32:11 | | |
| | 2. Ernest Pou Bruns | 28:53 | | | 1:01:04 | | |
| | 3. Bernat Selva Torras | 29:12 | | | 1:30:16 | | +10:15 |
| 6 |  SVK Slovakia | | | | 1:34:11 | | +14:10 |
| | 1. Matej Balogh | 28:33 | | | 28:33 | | |
| | 2. Tomas Syrový | 30:55 | | | 59:28 | | |
| | 3. Filip Jancik | 34:43 | | | 1:34:11 | | +14:10 |
| 7 |  DEN Denmark | | | | 1:39:26 | | +19:25 |
| | 1. Niels Elton Jokumsen | 32:26 | | | 32:26 | | |
| | 2. Axel Oernhagen Joergensen | 30:34 | | | 1:03:00 | | |
| | 3. Erik Groenborg Nielsen | 36:26 | | | 1:39:26 | | +19:25 |
| 8 |  LAT Latvia | | | | 1:42:18 | | +22:17 |
| | 1. Ritvars Lepeskins | 29:28 | | | 29:28 | | |
| | 2. Edvards Zvirgzdins | 33:57 | | | 1:03:25 | | |
| | 3. Roberts Arnicans | 38:53 | | | 1:42:18 | | +22:17 |
| 9 |  UKR Ukraine | | | | 1:45:54 | | +25:53 |
| | 1. Oleksii Shyp | 32:37 | | | 32:37 | | |
| | 2. Maksym Barchuk | 32:29 | | | 1:05:06 | | |
| | 3. Faddei Matin | 40:48 | | | 1:45:54 | | +25:53 |

| Plac | Name | Leg time | Leg pl | Leg diff | Time | Co plac | Diff |
|------|--|------------|--------|----------|------------|---------|----------|
| 10 |  FRA France | | | | 1:45:56 | | +25:55 |
| | 1. Anton Wenzel | 32:32 | | | 32:32 | | |
| | 2. Lucas Verjux | 35:40 | | | 1:08:12 | | |
| | 3. Nathan Philibert | 37:44 | | | 1:45:56 | | +25:55 |
| 11 |  GER Germany | | | | 1:48:02 | | +28:01 |
| | 1. Ole Baath | 36:05 | | | 36:05 | | |
| | 2. Jakob Drechsler | 38:31 | | | 1:14:36 | | |
| | 3. Loic Dequiedt | 33:26 | | | 1:48:02 | | +28:01 |
| 12 |  FIN Finland | | | | 1:49:14 | | +29:13 |
| | 1. Anton Kemppi | 43:58 | | | 43:58 | | |
| | 2. Aapo Virkajarvi | 33:45 | | | 1:17:43 | | |
| | 3. Rasmus Toyryla | 31:31 | | | 1:49:14 | | +29:13 |
| 13 |  ITA Italy | | | | 1:50:07 | | +30:06 |
| | 1. Jonas Leo Soelva | 31:01 | | | 31:01 | | |
| | 2. Sebastiano Lambertini | 38:04 | | | 1:09:05 | | |
| | 3. Denis Orsingher | 41:02 | | | 1:50:07 | | +30:06 |
| 14 |  BEL Belgium | | | | 1:50:12 | | +30:11 |
| | 1. Mathis Brouwier | 33:15 | | | 33:15 | | |
| | 2. Mats De Smul | 39:22 | | | 1:12:37 | | |
| | 3. Arnaud Mazy | 37:35 | | | 1:50:12 | | +30:11 |
| 15 |  LTU Lithuania | | | | 1:51:47 | | +31:46 |
| | 1. Domas Juknevičius | 40:37 | | | 40:37 | | |
| | 2. Martynas Kriukas | 33:47 | | | 1:14:24 | | |
| | 3. Algirdas Dienys | 37:23 | | | 1:51:47 | | +31:46 |
| 16 |  EST Estonia | | | | 1:53:26 | | +33:25 |
| | 1. Partel Kulvik | 35:03 | | | 35:03 | | |
| | 2. Bert Joosep Panker | 35:00 | | | 1:10:03 | | |
| | 3. August Jakobson | 43:23 | | | 1:53:26 | | +33:25 |
| 17 |  SLO Slovenia | | | | 2:07:51 | | +47:50 |
| | 1. Rok Bogataj | 43:10 | | | 43:10 | | |
| | 2. Bozo Bizjak | 45:40 | | | 1:28:50 | | |
| | 3. Luka Seljak | 39:01 | | | 2:07:51 | | +47:50 |
| 18 |  AUT Austria | | | | 2:14:23 | | +54:22 |
| | 1. Maximilian Rass | 42:55 | | | 42:55 | | |
| | 2. Theo Dobler | 40:38 | | | 1:23:33 | | |
| | 3. Niklas Ochenbauer | 50:50 | | | 2:14:23 | | +54:22 |
| 19 |  BUL Bulgaria | | | | 2:22:48 | | +1:02:47 |
| | 1. Svetlozar Kolev | 54:58 | | | 54:58 | | |
| | 2. Djan Ahmedov | 41:59 | | | 1:36:57 | | |
| | 3. Nikola Karachorov | 45:51 | | | 2:22:48 | | +1:02:47 |
| 20 |  CRO Croatia | | | | 3:12:35 | | +1:52:34 |
| | 1. Teo Mahovic | 59:59 | | | 59:59 | | |
| | 2. Noa Kelc | 53:29 | | | 1:53:28 | | |
| | 3. Luka Gojmerac | 1:19:07 | | | 3:12:35 | | +1:52:34 |
| |  GBR Great Britain | | | | mispunched | | |
| | 1. Tommy Rollins | mispunched | | | mispunched | | |
| | 2. Oliver Prince | 38:49 | | | mispunched | | |
| | 3. James Hammond | 33:13 | | | mispunched | | |
| |  MDA Moldova | | | | mispunched | | |
| | 1. Artiom Babici | 46:30 | | | 46:30 | | |
| | 2. Stefan Gherciu | 53:08 | | | 1:39:38 | | |












| Plac | Name | Leg time | Leg pl | Leg diff | Time | Co plac | Diff |
|------|--|----------------|--------|----------|----------------|---------|------|
| | 3. Ion Cebanu | mispunched | | | mispunched | | |
| |  ROU Romania | | | | mispunched | | |
| | 1. Vlad Percec | 40:26 | | | 40:26 | | |
| | 2. Lucas Tamas | 46:39 | | | 1:27:05 | | |
| | 3. Ervin Vigh | mispunched | | | mispunched | | |
| |  SRB Serbia | | | | mispunched | | |
| | 1. David Husag | 41:27 | | | 41:27 | | |
| | 2. Janko Zivkov | 45:58 | | | 1:27:25 | | |
| | 3. Sofija Janjic | mispunched | | | mispunched | | |
| |  TUR Turkiye | | | | mispunched | | |
| | 1. Altar Ilgaz Tuzcuogullari | 43:58 | | | 43:58 | | |
| | 2. Utku Cicek | 42:56 | | | 1:26:54 | | |
| | 3. Baris Sarica | mispunched | | | mispunched | | |
| |  ISR Israel | | | | did not finish | | |
| | 1. Shahar Yogev | 40:26 | | | 40:26 | | |
| | 2. Yuval Kalkstein | 46:46 | | | 1:27:12 | | |
| | 3. Shay Shefer | did not finish | | | did not finish | | |

M18 31 starting competitors

Leg 1 | Leg 2 | Leg 3 | Total

| Plac | Name | Leg time | Leg pl | Leg diff | Time | Co plac | Diff |
|------|--|----------|--------|----------|---------|---------|-------|
| 1 |  CZE Czechia | | | | 1:46:12 | | |
| | 1. Martin Kabat | 35:58 | | | 35:58 | | |
| | 2. Jiri Donda | 33:21 | | | 1:09:19 | | |
| | 3. Jan Strycek | 36:53 | | | 1:46:12 | | |
| 2 |  LTU Lithuania | | | | 1:50:07 | | +3:55 |
| | 1. Tautvydas Rimkus | 35:42 | | | 35:42 | | |
| | 2. Kasparas Murenas | 35:29 | | | 1:11:11 | | |
| | 3. Tadas Dementavicius | 38:56 | | | 1:50:07 | | +3:55 |
| 3 |  DEN Denmark | | | | 1:51:22 | | +5:10 |
| | 1. Casper Blakskjaer | 35:57 | | | 35:57 | | |
| | 2. Niels Dalgaard | 36:49 | | | 1:12:46 | | |
| | 3. Hannes Mogensen | 38:36 | | | 1:51:22 | | +5:10 |
| 4 |  SWE Sweden | | | | 1:52:21 | | +6:09 |
| | 1. Gunnar Fovaeus | 37:24 | | | 37:24 | | |
| | 2. Edvin Forsberg | 34:32 | | | 1:11:56 | | |
| | 3. Wilmer Selin | 40:25 | | | 1:52:21 | | +6:09 |
| 5 |  EST Estonia | | | | 1:52:32 | | +6:20 |
| | 1. Chris Marcus Krahv | 37:02 | | | 37:02 | | |
| | 2. Ossi Rasmus Priks | 38:15 | | | 1:15:17 | | |
| | 3. Olle Ilmar Jaama | 37:15 | | | 1:52:32 | | +6:20 |
| 6 |  ESP Spain | | | | 1:52:54 | | +6:42 |
| | 1. Alejandro Garrido Diaz | 37:05 | | | 37:05 | | |
| | 2. Gonzalo Ferrando | 37:14 | | | 1:14:19 | | |
| | 3. Gonzalo Zorrilla Olias | 38:35 | | | 1:52:54 | | +6:42 |
| 7 |  FRA France | | | | 1:54:14 | | +8:02 |
| | 1. Antoine Derlot | 36:10 | | | 36:10 | | |
| | 2. Mathias Lataste | 39:31 | | | 1:15:41 | | |
| | 3. Guilhem Verove | 38:33 | | | 1:54:14 | | +8:02 |

| Plac | Name | Leg time | Leg pl | Leg diff | Time | Co plac | Diff |
|------|--|----------|--------|----------|---------|---------|--------|
| 8 |  SUI Switzerland | | | | 1:54:18 | | +8:06 |
| | 1. Simon Wolfensberger | 37:20 | | | 37:20 | | |
| | 2. Matteo Bertozzi | 37:09 | | | 1:14:29 | | |
| | 3. Corsin Mueller | 39:49 | | | 1:54:18 | | +8:06 |
| 9 |  BEL Belgium | | | | 1:54:39 | | +8:27 |
| | 1. Jorn Kennis | 35:55 | | | 35:55 | | |
| | 2. Joris Smet | 38:44 | | | 1:14:39 | | |
| | 3. Rune De Clercq | 40:00 | | | 1:54:39 | | +8:27 |
| 10 |  GBR Great Britain | | | | 1:56:04 | | +9:52 |
| | 1. Euan Tryner | 35:49 | | | 35:49 | | |
| | 2. Ewan Musgrave | 39:00 | | | 1:14:49 | | |
| | 3. Ben Squire | 41:15 | | | 1:56:04 | | +9:52 |
| 11 |  AUT Austria | | | | 2:01:15 | | +15:03 |
| | 1. Simon Tobler | 37:14 | | | 37:14 | | |
| | 2. Moritz Czech | 37:01 | | | 1:14:15 | | |
| | 3. Anton Buschek | 47:00 | | | 2:01:15 | | +15:03 |
| 12 |  LAT Latvia | | | | 2:01:19 | | +15:07 |
| | 1. Emils Lazdans | 37:43 | | | 37:43 | | |
| | 2. Emils Saulite | 44:58 | | | 1:22:41 | | |
| | 3. Gustavs Stana | 38:38 | | | 2:01:19 | | +15:07 |
| 13 |  UKR Ukraine | | | | 2:01:21 | | +15:09 |
| | 1. Serafim Kovalchuk | 35:49 | | | 35:49 | | |
| | 2. Yurii Skvortsov | 42:20 | | | 1:18:09 | | |
| | 3. Nazarii Danyliuk | 43:12 | | | 2:01:21 | | +15:09 |
| 14 |  GER Germany | | | | 2:04:21 | | +18:09 |
| | 1. Marek Siegert | 37:51 | | | 37:51 | | |
| | 2. Till Buchberger | 40:06 | | | 1:17:57 | | |
| | 3. Vincent Kunckel | 46:24 | | | 2:04:21 | | +18:09 |
| 15 |  SVK Slovakia | | | | 2:07:10 | | +20:58 |
| | 1. Filip Bukovac | 38:11 | | | 38:11 | | |
| | 2. Adam Trepac | 44:21 | | | 1:22:32 | | |
| | 3. Tomas Kasza | 44:38 | | | 2:07:10 | | +20:58 |
| 16 |  HUN Hungary | | | | 2:09:47 | | +23:35 |
| | 1. Mikes Tamas Kiss | 36:39 | | | 36:39 | | |
| | 2. Adam Balint | 36:27 | | | 1:13:06 | | |
| | 3. Vendel Toczik | 56:41 | | | 2:09:47 | | +23:35 |
| 17 |  BUL Bulgaria | | | | 2:11:57 | | +25:45 |
| | 1. Tervel Dragoev | 42:24 | | | 42:24 | | |
| | 2. Stefan Dimitrov | 42:12 | | | 1:24:36 | | |
| | 3. Zdravko Kolev | 47:21 | | | 2:11:57 | | +25:45 |
| 18 |  FIN Finland | | | | 2:17:49 | | +31:37 |
| | 1. Rauli Aho | 38:25 | | | 38:25 | | |
| | 2. Jussi Ankelo | 36:50 | | | 1:15:15 | | |
| | 3. Pyry Riissanen | 1:02:34 | | | 2:17:49 | | +31:37 |
| 19 |  ROU Romania | | | | 2:18:17 | | +32:05 |
| | 1. Ioan Iacob | 42:09 | | | 42:09 | | |
| | 2. Andrei Galateanu | 46:39 | | | 1:28:48 | | |
| | 3. Endre Jancsik | 49:29 | | | 2:18:17 | | +32:05 |
| 20 |  POL Poland | | | | 2:23:28 | | +37:16 |
| | 1. Jan Majowski | 42:12 | | | 42:12 | | |
| | 2. Stanislaw Wolek | 51:17 | | | 1:33:29 | | |

| Plac | Name | Leg time | Leg pl | Leg diff | Time | Co plac | Diff |
|------|--|---------------|--------|----------|----------------|---------|----------|
| | 3. Krzysztof Wojtowicz | 49:59 | | | 2:23:28 | | +37:16 |
| 21 |  ISR Israel | | | | 2:47:22 | | +1:01:10 |
| | 1. Sahar Eshel | 37:51 | | | 37:51 | | |
| | 2. Yoni Levinson | 55:20 | | | 1:33:11 | | |
| | 3. Maayan Levi | 1:14:11 | | | 2:47:22 | | +1:01:10 |
| 22 |  POR Portugal | | | | 3:01:50 | | +1:15:38 |
| | 1. Rodrigo Lima | 41:26 | | | 41:26 | | |
| | 2. Dinis Lopes | 52:17 | | | 1:33:43 | | |
| | 3. Afonso Ferreira | 1:28:07 | | | 3:01:50 | | +1:15:38 |
| 23 |  CRO Croatia | | | | 3:02:21 | | +1:16:09 |
| | 1. Jakov Lesjak | 42:07 | | | 42:07 | | |
| | 2. Zdenka Petra Stambuk | 57:19 | | | 1:39:26 | | |
| | 3. Marko Jurac | 1:22:55 | | | 3:02:21 | | +1:16:09 |
| 24 |  SRB Serbia | | | | 3:13:58 | | +1:27:46 |
| | 1. Nikola Kostic | 52:28 | | | 52:28 | | |
| | 2. Srdjan Popovic | 57:31 | | | 1:49:59 | | |
| | 3. Andrej Damjanovic | 1:23:59 | | | 3:13:58 | | +1:27:46 |
| |  IRL Ireland | | | | mispunched | | |
| | 1. Gerry Browne | 1:12:46 | | | 1:12:46 | | |
| | 2. Oscar Rowe | mispunched | | | mispunched | | |
| | 3. Joshua Hoare | mispunched | | | mispunched | | |
| |  ITA Italy | | | | mispunched | | |
| | 1. Mattia Corona | mispunched | | | mispunched | | |
| | 2. Leonardo Grisenti | 36:58 | | | mispunched | | |
| | 3. Marco Anselmo Di Stefano | 41:57 | | | mispunched | | |
| |  NOR Norway | | | | mispunched | | |
| | 1. Andreas Myrvold Skovlyst | mispunched | | | mispunched | | |
| | 2. Philip Lehmann Romoren | 35:23 | | | mispunched | | |
| | 3. Alfred Bjoerneroed | 41:22 | | | mispunched | | |
| |  NZL New Zealand | | | | mispunched | | |
| | 1. Zefa Faavae | mispunched | | | mispunched | | |
| | 2. Felix Hunt | completed | | | mispunched | | |
| | 3. N.N. | did not start | | | mispunched | | |
| |  TUR Turkiye | | | | mispunched | | |
| | 1. Huseyin Yuce | mispunched | | | mispunched | | |
| | 2. Halil Ozdemir | 50:20 | | | mispunched | | |
| | 3. Ayberk Keskin | 1:06:43 | | | mispunched | | |
| |  AUS Australia | | | | did not finish | | |
| | 1. Sam Woolford | 43:13 | | | 43:13 | | |
| | 2. Toby Cazzolato | 39:51 | | | 1:23:04 | | |
| | 3. N.N. | did not start | | | did not finish | | |
| |  CAN Canada | | | | did not finish | | |
| | 1. Alec Le Helloco | 42:36 | | | 42:36 | | |
| | 2. N.N. | did not start | | | did not finish | | |
| | 3. N.N. | did not start | | | did not finish | | |

Please report errors in the result list to the organiser.