

Official results for European Youth Orienteering Championships 2022 - Long

Name: Long













Organisers: Balassagyarmati Balassi Balint KSE / Hungary / Salgotarjani Dornay SE

Date: 2 July 2022

W16 5 500 m, 95 starting competitors

Plac	Name	Organisation	Time	Diff	Km time	R
1	Katerina Douskova	CZE Czechia	54:27		9:54	
2	Viktorie Skachova	CZE Czechia	54:33	+0:06	9:55	
3	Janka Mikes	HUN Hungary	1:00:06	+5:39	10:55	
4	Emily Adenstedt	AUT Austria	1:00:37	+6:10	11:01	
5	Fanny Delahaye	FRA France	1:01:50	+7:23	11:14	
5	Yaelle Malard	FRA France	1:01:50	+7:23	11:14	
7	Sonia Rampado	ITA Italy	1:02:16	+7:49	11:19	
8	Annika Stamer	GER Germany	1:02:29	+8:02	11:21	
9	Leonie Mathis	SUI Switzerland	1:02:32	+8:05	11:22	
10	Monica de Mlguel Armisen	ESP Spain	1:03:20	+8:53	11:30	
11	Jasmina Olejnik	POL Poland	1:03:57	+9:30	11:37	
12	Mira Werder	SUI Switzerland	1:04:29	+10:02	11:43	
13	Julie Bambouskova	CZE Czechia	1:05:13	+10:46	11:51	
14	Antonina Slonska	POL Poland	1:05:42	+11:15	11:56	
15	Camilla Aigmuller	AUT Austria	1:05:47	+11:20	11:57	
16	Zsuzsa Gonczi	HUN Hungary	1:05:56	+11:29	11:59	
17	Tereza Kendrova	SVK Slovakia	1:06:42	+12:15	12:07	
18	Barbora Holasova	CZE Czechia	1:06:48	+12:21	12:08	
19	Kateryna Kropyvnytska	UKR Ukraine	1:07:09	+12:42	12:12	
20	Silvia Di Stefano	ITA Italy	1:07:15	+12:48	12:13	
21	Minna Senn	SUI Switzerland	1:07:34	+13:07	12:17	
22	Margarita Dienyte	LTU Lithuania	1:07:35	+13:08	12:17	
23	Frida Kaerner Grooss	DEN Denmark	1:08:04	+13:37	12:22	
24	Diana Maria Pop	ROU Romania	1:08:19	+13:52	12:25	
25	Eliza Odrina	LAT Latvia	1:09:00	+14:33	12:32	
26	Harriet Koppel	EST Estonia	1:09:30	+15:03	12:38	
27	Ilze Jumike	LAT Latvia	1:09:50	+15:23	12:41	
28	Giulia Vedana	ITA Italy	1:10:22	+15:55	12:47	
29	Anne Kaestner	GER Germany	1:10:30	+16:03	12:49	
30	Barbora Balciunaite	LTU Lithuania	1:10:39	+16:12	12:50	
31	Augusta May Thorsen	DEN Denmark	1:10:44	+16:17	12:51	
32	Jocie Hilton	GBR Great Britain	1:10:45	+16:18	12:51	
33	Iranzu Urquizu	ESP Spain	1:11:14	+16:47	12:57	
34	Mariia Terekhova	UKR Ukraine	1:11:26	+16:59	12:59	
35	Laura Kaldahl Hornbaek	DEN Denmark	1:11:28	+17:01	12:59	
36	Julia Biskupska	POL Poland	1:11:53	+17:26	13:04	
37	Hetalliina Karkiainen	FIN Finland	1:12:14	+17:47	13:08	
38	Rachel Baker	NZL New Zealand	1:12:32	+18:05	13:11	

Plac	Name	Organisation	Time	Diff	Km time	R
39	Louna Chatelon	 FRA France	1:12:58	+18:31	13:16	
40	Svitlana Askerova	 UKR Ukraine	1:13:14	+18:47	13:18	
41	Iryna Klymeniuk	 UKR Ukraine	1:13:20	+18:53	13:20	
42	Zlata Savinova	 MDA Moldova	1:13:50	+19:23	13:25	
43	Lyra Medlock	 GBR Great Britain	1:14:12	+19:45	13:29	
44	Anna Babington	 NZL New Zealand	1:14:17	+19:50	13:30	
45	Guinedell Faja sanjaume	 ESP Spain	1:14:40	+20:13	13:34	
46	Mariann Zernant	 EST Estonia	1:14:45	+20:18	13:35	
47	Liise Lilleleid	 EST Estonia	1:15:19	+20:52	13:41	
48	Eszter Golda	 HUN Hungary	1:15:29	+21:02	13:43	
49	Venla Lehtonen	 FIN Finlannd	1:15:33	+21:06	13:44	
50	Sara Bojte	 ROU Romania	1:16:50	+22:23	13:58	
51	Daisy Rennie	 GBR Great Britain	1:16:59	+22:32	13:59	
52	Eva Friedl	 AUT Austria	1:17:03	+22:36	14:00	
53	Mahaut Zanatta	 FRA France	1:17:29	+23:02	14:05	
54	Iga Mikula	 POL Poland	1:17:39	+23:12	14:07	
55	Juliane Burgmair	 GER Germany	1:17:40	+23:13	14:07	
56	Laura Laakso	 FIN Finlannd	1:17:50	+23:23	14:09	
57	Laura Krumina	 LAT Latvia	1:18:25	+23:58	14:15	
58	Stanja Lindig	 GER Germany	1:19:15	+24:48	14:24	
59	Erika Enderby	 AUS Australia	1:19:22	+24:55	14:25	
60	Alexia Tudorache	 ROU Romania	1:20:16	+25:49	14:35	
61	Nea Erzen	 SLO Slovenia	1:20:17	+25:50	14:35	
62	Paola Rako	 CRO Croatia	1:21:08	+26:41	14:45	
63	Zsofia Felfoldi	 HUN Hungary	1:21:53	+27:26	14:53	
64	Brina Kolner	 SLO Slovenia	1:22:41	+28:14	15:02	
65	Milla Key	 AUS Australia	1:23:13	+28:46	15:07	
66	Ingrid Due Nygaard	 DEN Denmark	1:23:21	+28:54	15:09	
67	Ladina Gasser	 SUI Switzerland	1:23:51	+29:24	15:14	
68	Ivana Pedeva	 BUL Bulgaria	1:24:06	+29:39	15:17	
69	Erika Matulionyte	 LTU Lithuania	1:24:45	+30:18	15:24	
70	Niya Onufrieva	 BUL Bulgaria	1:25:16	+30:49	15:30	
71	Nina Jurcikova	 SVK Slovakia	1:25:22	+30:55	15:31	
72	Neza Obid	 SLO Slovenia	1:25:46	+31:19	15:35	
73	Victoria Nosenco	 MDA Moldova	1:26:03	+31:36	15:38	
74	Mareli Vaher	 EST Estonia	1:26:37	+32:10	15:44	
75	Leonor Ferreira	 POR Portugal	1:26:53	+32:26	15:47	
76	Alexandra Serra Campos	 POR Portugal	1:27:56	+33:29	15:59	
77	Laura Venhauer	 AUT Austria	1:28:52	+34:25	16:09	
78	Eerika Lohtander	 FIN Finlannd	1:28:55	+34:28	16:10	
79	Julia Faure	 ESP Spain	1:30:25	+35:58	16:26	
80	Marta Ruseva	 BUL Bulgaria	1:30:43	+36:16	16:29	
81	Liva Eliza Andersone	 LAT Latvia	1:30:44	+36:17	16:29	
82	Hatice Elif Kurt	 TUR Turkiye	1:31:21	+36:54	16:36	
83	Gaya Mitzafon	 ISR Israel	1:35:26	+40:59	17:21	
84	Raya Asenova	 BUL Bulgaria	1:36:41	+42:14	17:34	

Plac	Name	Organisation	Time	Diff	Km time	R	
85	Antonia Man	 ROU Romania	1:36:46	+42:19	17:35		
86	Sofija Janjic	 SRB Serbia	1:42:13	+47:46	18:35		
87	Eve Buckley	 IRL Ireland	1:44:08	+49:41	18:56		
88	Joana Canana	 POR Portugal	1:44:19	+49:52	18:58		
89	Sofia Cemirtan	 MDA Moldova	1:45:46	+51:19	19:13		
90	Azra Coskun	 TUR Turkiye	1:55:17	+1:00:50	20:57		
91	Aleyna Minden	 TUR Turkiye	1:57:30	+1:03:03	21:21		
	Dora Delic	 CRO Croatia	mispunched				
	Louise Mattart	 BEL Belgium	mispunched				
	Goda Ziaziulyte	 LTU Lithuania	mispunched				
	Nehir Karakocak	 TUR Turkiye	did not finish				
	Lisa Rivetta	 ITA Italy	did not start				

W18 6 640 m, 95 starting competitors

Plac	Name	Organisation	Time	Diff	Km time	R
1	Alma Svennerud	 SWE Sweden	56:45		8:32	
2	Eeva Liina Ojanaho	 FIN Finland	58:33	+1:48	8:49	
3	Ingeborg Roll Mosland	 NOR Norway	1:01:35	+4:50	9:16	
4	Elli Punto	 FIN Finland	1:02:25	+5:40	9:24	
5	Lea Martanova	 CZE Czechia	1:03:02	+6:17	9:29	
6	Lucie Dittrichova	 CZE Czechia	1:03:07	+6:22	9:30	
7	Michaela Novotna	 CZE Czechia	1:03:15	+6:30	9:31	
8	Rita Maramarosi	 HUN Hungary	1:04:05	+7:20	9:39	
9	Ida Bengtsson	 SWE Sweden	1:04:14	+7:29	9:40	
10	Ema Cerna	 CZE Czechia	1:04:41	+7:56	9:44	
11	Agnese Jaunmuktane	 LAT Latvia	1:04:45	+8:00	9:45	
12	Virna Pellikka	 FIN Finland	1:05:01	+8:16	9:47	
13	Elisa Gotsch Iversen	 NOR Norway	1:05:47	+9:02	9:54	
14	Ugne Skucaite	 LTU Lithuania	1:05:49	+9:04	9:54	
15	Anna Taksdal	 NOR Norway	1:06:27	+9:42	10:00	
16	Isobel Howard	 GBR Great Britain	1:07:04	+10:19	10:06	
17	Alice Merat	 FRA France	1:07:08	+10:23	10:06	
17	Tille De Smul	 BEL Belgium	1:07:08	+10:23	10:06	
19	Rosa Bieri	 SUI Switzerland	1:07:15	+10:30	10:07	
20	Leonie Benz	 SUI Switzerland	1:07:56	+11:11	10:13	
21	Lisa Hubmann	 SUI Switzerland	1:07:57	+11:12	10:14	
22	Ebba Thern	 SWE Sweden	1:08:28	+11:43	10:18	
23	Jule Rossner	 GER Germany	1:08:57	+12:12	10:23	
24	Leonarda Baltina	 LAT Latvia	1:09:38	+12:53	10:29	
25	Kristina Pashchenko	 UKR Ukraine	1:10:04	+13:19	10:33	
26	Patricia Toledo	 ESP Spain	1:10:49	+14:04	10:39	
27	Justine Hamel	 SUI Switzerland	1:11:15	+14:30	10:43	
28	Lili Lantai	 HUN Hungary	1:11:27	+14:42	10:45	
29	Emma Emilsson	 SWE Sweden	1:12:04	+15:19	10:51	

























Plac	Name	Organisation	Time	Diff	Km time	R
30	Olha Sereda	 UKR Ukraine	1:12:37	+15:52	10:56	
31	Laura Berke	 LAT Latvia	1:12:57	+16:12	10:59	
32	Elis Angeli	 ITA Italy	1:13:02	+16:17	10:59	
33	Veronika Arbuzova	 UKR Ukraine	1:13:07	+16:22	11:00	
34	Sarah Ghibaudo	 FRA France	1:13:17	+16:32	11:02	
35	Brigitte Panker	 EST Estonia	1:14:12	+17:27	11:10	
36	Lilou Parigot	 FRA France	1:14:28	+17:43	11:12	
37	Marlene Fritz	 GER Germany	1:14:47	+18:02	11:15	
38	Reneta Nenkova	 BUL Bulgaria	1:14:48	+18:03	11:15	
39	Julia Fritz	 GER Germany	1:14:50	+18:05	11:16	
40	Yana Ilieva	 BUL Bulgaria	1:14:55	+18:10	11:16	
41	Annabelle Delenne	 FRA France	1:15:04	+18:19	11:18	
42	Silva Kemppe	 FIN Finland	1:15:22	+18:37	11:21	
43	Kamilla Kiss	 HUN Hungary	1:15:23	+18:38	11:21	
44	Maria Eller	 EST Estonia	1:15:39	+18:54	11:23	
45	Zara Stewart	 NZL New Zealand	1:16:35	+19:50	11:32	
46	Omer Satt	 ISR Israel	1:16:42	+19:57	11:33	
47	Judit Ravell	 ESP Spain	1:17:30	+20:45	11:40	
48	Neda Davidaviciute	 LTU Lithuania	1:17:51	+21:06	11:43	
49	Iris MacMillan	 GBR Great Britain	1:18:07	+21:22	11:45	
50	Aniko Koren	 HUN Hungary	1:18:11	+21:26	11:46	
51	Andreea Manu	 ROU Romania	1:19:36	+22:51	11:59	
52	Sanda Lapina	 LAT Latvia	1:19:44	+22:59	12:00	
53	Lola Gabarro	 ESP Spain	1:20:14	+23:29	12:05	
54	Miia Roller	 GBR Great Britain	1:20:55	+24:10	12:11	
55	Theresa Monsberger	 AUT Austria	1:21:00	+24:15	12:11	
56	Iga Muller	 POL Poland	1:21:18	+24:33	12:14	
57	Nastja Ferluga	 ITA Italy	1:21:37	+24:52	12:17	
58	Natalia Kurtycz	 POL Poland	1:22:23	+25:38	12:24	
59	Desislava Bahchevanova	 BUL Bulgaria	1:22:31	+25:46	12:25	
60	Lana Mohoric	 SLO Slovenia	1:22:47	+26:02	12:28	
60	Theresa Skouboe	 DEN Denmark	1:22:47	+26:02	12:28	
62	Hanna Perfikowska	 POL Poland	1:24:05	+27:20	12:39	
63	Irene Guerrero	 ESP Spain	1:24:10	+27:25	12:40	
64	Ema Michacova	 SVK Slovakia	1:24:24	+27:39	12:42	
65	Simona Mihalicova	 SVK Slovakia	1:24:34	+27:49	12:44	
66	Rebecca Herna	 SVK Slovakia	1:24:39	+27:54	12:44	
67	Emily Hayes	 NZL New Zealand	1:24:48	+28:03	12:46	
68	Lone Constanze Pompe	 GER Germany	1:25:07	+28:22	12:49	
69	Emily Rowe	 IRL Ireland	1:25:32	+28:47	12:52	
70	Robin Nikolic	 SRB Serbia	1:25:38	+28:53	12:53	
71	Karina Georgieva	 BUL Bulgaria	1:25:52	+29:07	12:55	
72	Zdenka Petra Stambuk	 CRO Croatia	1:26:47	+30:02	13:04	
73	Sarah Rooman	 BEL Belgium	1:27:00	+30:15	13:06	
74	Jowita Pudelek	 POL Poland	1:27:03	+30:18	13:06	
75	Aysa Asya Tuzcuogullari	 TUR Turkiye	1:27:24	+30:39	13:09	

Plac	Name	Organisation	Time	Diff	Km time	R
76	Katherine Babington	 NZL New Zealand	1:28:03	+31:18	13:15	
77	Iulia Stupu	 ROU Romania	1:28:11	+31:26	13:16	
78	Migle Cincikaite	 LTU Lithuania	1:28:29	+31:44	13:19	
79	Kaia Joergensen	 NZL New Zealand	1:30:00	+33:15	13:33	
80	Kamila Pompurova	 SVK Slovakia	1:30:52	+34:07	13:41	
81	Livia Radon	 AUT Austria	1:31:50	+35:05	13:49	
82	Orsolya Palhegyi	 ROU Romania	1:33:03	+36:18	14:00	
83	Yeva Mariia Otreshko	 UKR Ukraine	1:35:22	+38:37	14:21	
84	Sofie Bosmans	 BEL Belgium	1:37:09	+40:24	14:37	
85	Imogen Pieters	 GBR Great Britain	1:42:29	+45:44	15:26	
86	Mikayla Enderby	 AUS Australia	1:43:52	+47:07	15:38	
87	Buse Acil	 TUR Turkiye	1:44:02	+47:17	15:40	
88	Stefania Peles	 ROU Romania	1:44:46	+48:01	15:46	
89	Betul Onal	 TUR Turkiye	1:45:17	+48:32	15:51	
90	Elada Zasciurinskaite	 LTU Lithuania	1:51:34	+54:49	16:48	
91	Ceren Ozeler	 TUR Turkiye	2:01:15	+1:04:30	18:15	
92	Maya Buckley	 IRL Ireland	2:20:02	+1:23:17	21:05	
	Heidi Kristina Sebjornsen	 NOR Norway	mispunched			
	Liis Marii Kaso	 EST Estonia	mispunched			
	Flora Aigmueller	 AUT Austria	mispunched			

M16 6 800 m, 97 starting competitors

Plac	Name	Organisation	Time	Diff	Km time	R
1	Matthieu Buehrer	 SUI Switzerland	49:22		7:15	
2	Marton Csoboth	 HUN Hungary	49:49	+0:27	7:19	
3	Tomas Kucera	 CZE Czechia	50:47	+1:25	7:28	
4	Jan Stepanek	 CZE Czechia	51:27	+2:05	7:33	
5	Lukas Gasser	 SUI Switzerland	54:02	+4:40	7:56	
6	Aapo Virkajarvi	 FIN Finland	54:49	+5:27	8:03	
7	Tymoteusz Bultrowicz	 POL Poland	56:11	+6:49	8:15	
8	Oleksii Shyp	 UKR Ukraine	57:03	+7:41	8:23	
9	Ritvars Lepeskins	 LAT Latvia	57:16	+7:54	8:25	
10	Anton Wenzel	 FRA France	58:00	+8:38	8:31	
11	Ole Baath	 GER Germany	58:19	+8:57	8:34	
12	Niels Elton Jokumsen	 DEN Denmark	58:43	+9:21	8:38	
13	Jan Amat Font	 ESP Spain	58:44	+9:22	8:38	
14	Bernat Selva Torras	 ESP Spain	59:33	+10:11	8:45	
15	Tamas Felfoldi	 HUN Hungary	59:55	+10:33	8:48	
16	Gergo Balint	 HUN Hungary	1:00:05	+10:43	8:50	
17	Ernest Pou Bruns	 ESP Spain	1:01:07	+11:45	8:59	
18	Roberts Arnicans	 LAT Latvia	1:01:14	+11:52	9:00	
19	Algirdas Dienys	 LTU Lithuania	1:01:49	+12:27	9:05	
20	Ondrej Brosch	 CZE Czechia	1:02:23	+13:01	9:10	
20	Loic Berger	 SUI Switzerland	1:02:23	+13:01	9:10	

Plac	Name	Organisation	Time	Diff	Km time	R
22	August Jakobson	 EST Estonia	1:03:26	+14:04	9:19	
23	Faddei Matin	 UKR Ukraine	1:04:12	+14:50	9:26	
24	Ervin Vigh	 ROU Romania	1:04:34	+15:12	9:29	
25	Filip Mairich	 CZE Czechia	1:04:49	+15:27	9:31	
26	Lucas Verjux	 FRA France	1:04:50	+15:28	9:32	
27	Martynas Kriukas	 LTU Lithuania	1:05:01	+15:39	9:33	
28	Jonas Leo Soelva	 ITA Italy	1:05:04	+15:42	9:34	
29	Maksym Barchuk	 UKR Ukraine	1:06:00	+16:38	9:42	
30	Partel Kulvik	 EST Estonia	1:06:10	+16:48	9:43	
31	Matej Balogh	 SVK Slovakia	1:06:35	+17:13	9:47	
32	Arnaud Mazy	 BEL Belgium	1:06:58	+17:36	9:50	
33	James Hammond	 GBR Great Britain	1:07:02	+17:40	9:51	
34	Tomas Syrový	 SVK Slovakia	1:07:30	+18:08	9:55	
35	Tomasz Rzenca	 POL Poland	1:07:31	+18:09	9:55	
36	Joschka Bertschi	 SUI Switzerland	1:07:38	+18:16	9:56	
37	Bartłomiej Maciejewski	 POL Poland	1:08:09	+18:47	10:01	
38	Anton Kemppi	 FIN Finland	1:08:25	+19:03	10:03	
39	Teo Mahovic	 CRO Croatia	1:08:29	+19:07	10:04	
40	Filip Jancik	 SVK Slovakia	1:08:31	+19:09	10:04	
41	Edvards Zvirgzdins	 LAT Latvia	1:08:34	+19:12	10:05	
42	Florian Fritzen	 FIN Finland	1:09:22	+20:00	10:12	
43	Erik Groenborg Nielsen	 DEN Denmark	1:09:40	+20:18	10:14	
44	Joan Montes	 ESP Spain	1:09:48	+20:26	10:15	
45	Asbjørn Faber Fenger Groen	 DEN Denmark	1:09:52	+20:30	10:16	
46	Lambertini Sebastiano	 ITA Italy	1:09:55	+20:33	10:16	
47	Bert Joosep Panker	 EST Estonia	1:10:01	+20:39	10:17	
48	Tadas Mackevicius	 LTU Lithuania	1:10:30	+21:08	10:22	
49	Luka Seljak	 SLO Slovenia	1:10:45	+21:23	10:24	
50	Tommy Rollins	 GBR Great Britain	1:11:43	+22:21	10:32	
51	Jakob Drechsler	 GER Germany	1:12:02	+22:40	10:35	
52	Svetlozar Kolev	 BUL Bulgaria	1:12:32	+23:10	10:40	
53	Martins Dzenitis	 LAT Latvia	1:12:55	+23:33	10:43	
54	Oliver Prince	 GBR Great Britain	1:13:26	+24:04	10:47	
55	Domas Juknevičius	 LTU Lithuania	1:13:30	+24:08	10:48	
56	Mathis Brouwier	 BEL Belgium	1:13:34	+24:12	10:49	
57	Lennart Muehlstaedt	 GER Germany	1:15:18	+25:56	11:04	
58	Markus Juhkam	 EST Estonia	1:15:37	+26:15	11:07	
59	Michal Dolný	 SVK Slovakia	1:15:48	+26:26	11:08	
60	Božo Bizjak	 SLO Slovenia	1:16:48	+27:26	11:17	
61	Mats De Smul	 BEL Belgium	1:17:23	+28:01	11:22	
62	Denis Orsingher	 ITA Italy	1:17:41	+28:19	11:25	
63	Axel Oernhagen Joergensen	 DEN Denmark	1:18:53	+29:31	11:36	
64	Maximilian Rass	 AUT Austria	1:18:56	+29:34	11:36	
65	Djan Ahmedov	 BUL Bulgaria	1:18:58	+29:36	11:36	
66	Lucas Tamas	 ROU Romania	1:19:05	+29:43	11:37	
67	Janko Zivkov	 SRB Serbia	1:19:48	+30:26	11:44	









Plac	Name	Organisation	Time	Diff	Km time	R
68	Paul Cocchio Journet	 FRA France	1:21:08	+31:46	11:55	
69	Niklas Ochenbauer	 AUT Austria	1:21:55	+32:33	12:02	
70	Oscar Bourgeois	 BEL Belgium	1:22:03	+32:41	12:03	
71	Shahar Yogev	 ISR Israel	1:23:31	+34:09	12:16	
72	Gerry Browne	 IRL Ireland	1:24:50	+35:28	12:28	
73	Nathan Philibert	 FRA France	1:25:56	+36:34	12:38	
74	Nikola Karachorov	 BUL Bulgaria	1:26:19	+36:57	12:41	
75	Anton Hristov	 BUL Bulgaria	1:26:23	+37:01	12:42	
76	Utku Cicek	 TUR Turkiye	1:26:31	+37:09	12:43	
77	Emre Kirgil	 TUR Turkiye	1:29:43	+40:21	13:11	
78	Rok Bogataj	 SLO Slovenia	1:30:14	+40:52	13:16	
79	Yuval Kalkstein	 ISR Israel	1:32:28	+43:06	13:35	
80	Shay Shefer	 ISR Israel	1:37:40	+48:18	14:21	
81	Stefan Gherciu	 MDA Moldova	1:40:52	+51:30	14:50	
82	Oscar Rowe	 IRL Ireland	1:43:02	+53:40	15:09	
83	Jaka Seljak	 SLO Slovenia	1:44:18	+54:56	15:20	
84	Baris Sarica	 TUR Turkiye	1:45:12	+55:50	15:28	
85	Artiom Babici	 MDA Moldova	1:51:00	+1:01:38	16:19	
86	Altar Ilgaz Tuzcuogullari	 TUR Turkiye	1:51:24	+1:02:02	16:22	
87	Luka Gojmerac	 CRO Croatia	1:55:46	+1:06:24	17:01	
88	David Husag	 SRB Serbia	1:59:44	+1:10:22	17:36	
89	Ion Cebanu	 MDA Moldova	2:00:53	+1:11:31	17:46	
90	Noa Kelc	 CRO Croatia	2:05:37	+1:16:15	18:28	
91	Vlad Percec	 ROU Romania	2:06:28	+1:17:06	18:35	
	Ivan Drach	 UKR Ukraine	mispunched			
	Mihaly Csoboth	 HUN Hungary	mispunched			
	Rasmus Toyryla	 FIN Finland	mispunched			
	Loic Dequiedt	 GER Germany	mispunched			
	Constantin Deaconescu	 ROU Romania	mispunched			
	Jedrzej Pachnik	 POL Poland	did not finish			

M18 7 740 m, 111 starting competitors

Plac	Name	Organisation	Time	Diff	Km time	R
1	Tadas Dementavicius	 LTU Lithuania	57:38		7:26	
2	Jiri Donda	 CZE Czechia	1:00:37	+2:59	7:49	
3	Hannes Mogensen	 DEN Denmark	1:01:40	+4:02	7:58	
4	Wilmer Selin	 SWE Sweden	1:02:20	+4:42	8:03	
5	Guilhem Verove	 FRA France	1:02:34	+4:56	8:05	
6	Philip Lehmann Romoren	 NOR Norway	1:02:54	+5:16	8:07	
7	Corsin Mueller	 SUI Switzerland	1:02:55	+5:17	8:07	
8	Martin Kabat	 CZE Czechia	1:03:07	+5:29	8:09	
9	Casper Blakskjaer	 DEN Denmark	1:03:52	+6:14	8:15	
10	Gonzalo Zorrilla Olias	 ESP Spain	1:04:00	+6:22	8:16	
11	Alfred Bjoernerod	 NOR Norway	1:04:19	+6:41	8:18	

Plac	Name	Organisation	Time	Diff	Km time	R
12	Simon Wolfensberger	 SUI Switzerland	1:04:59	+7:21	8:23	
13	Edvin Forsberg	 SWE Sweden	1:05:29	+7:51	8:27	
14	Rune De Clercq	 BEL Belgium	1:05:38	+8:00	8:28	
15	Rauli Aho	 FIN Finland	1:05:41	+8:03	8:29	
16	Gonzalo Ferrando	 ESP Spain	1:05:42	+8:04	8:29	
17	Elias Schafer	 SUI Switzerland	1:06:55	+9:17	8:38	
18	Marco Anselmo Di Stefano	 ITA Italy	1:07:08	+9:30	8:40	
19	Alejandro Garrido Diaz	 ESP Spain	1:07:25	+9:47	8:42	
20	Jakub Peterka	 CZE Czechia	1:07:35	+9:57	8:43	
21	Tautvydas Rimkus	 LTU Lithuania	1:07:37	+9:59	8:44	
22	Euan Tryner	 GBR Great Britain	1:07:40	+10:02	8:44	
23	Mattia Corona	 ITA Italy	1:07:51	+10:13	8:45	
24	Leonardo Grisenti	 ITA Italy	1:08:29	+10:51	8:50	
25	Pyry Riissanen	 FIN Finland	1:08:33	+10:55	8:51	
26	Serafim Kovalchuk	 UKR Ukraine	1:08:44	+11:06	8:52	
27	Antoine Derlot	 FRA France	1:09:05	+11:27	8:55	
28	Emils Lazdans	 LAT Latvia	1:09:23	+11:45	8:57	
29	Olle Ilmar Jaama	 EST Estonia	1:09:29	+11:51	8:58	
30	Moritz Czech	 AUT Austria	1:09:31	+11:53	8:58	
31	Filip Bukovac	 SVK Slovakia	1:09:35	+11:57	8:59	
32	Tervel Dragoev	 BUL Bulgaria	1:09:49	+12:11	9:01	
33	Mateo Rodriguez Diaz	 ESP Spain	1:10:06	+12:28	9:03	
34	Andreas Myrvold Skovlyst	 NOR Norway	1:10:32	+12:54	9:06	
35	Lukas Wieser	 AUT Austria	1:10:39	+13:01	9:07	
36	Stefan Dimitrov	 BUL Bulgaria	1:10:50	+13:12	9:09	
37	Jan Majowski	 POL Poland	1:11:07	+13:29	9:11	
38	Jakov Lesjak	 CRO Croatia	1:11:51	+14:13	9:16	
39	Ossi Rasmus Priks	 EST Estonia	1:12:07	+14:29	9:19	
40	Ben Squire	 GBR Great Britain	1:12:09	+14:31	9:19	
41	Jan Strycek	 CZE Czechia	1:12:39	+15:01	9:23	
41	Matteo Bertozzi	 SUI Switzerland	1:12:39	+15:01	9:23	
41	Vendel Toczik	 HUN Hungary	1:12:39	+15:01	9:23	
44	Carl Gustav Jongenburger	 NED Netherlands	1:12:45	+15:07	9:23	
45	Anton Buschek	 AUT Austria	1:12:54	+15:16	9:25	
46	Chris Marcus Krahv	 EST Estonia	1:12:57	+15:19	9:25	
47	Emils Saulite	 LAT Latvia	1:13:46	+16:08	9:31	
47	Stanislaw Wolek	 POL Poland	1:13:46	+16:08	9:31	
49	Niels Dalgaard	 DEN Denmark	1:13:51	+16:13	9:32	
50	Mikes Tamas Kiss	 HUN Hungary	1:14:22	+16:44	9:36	
51	Zdravko Kolev	 BUL Bulgaria	1:14:44	+17:06	9:39	
52	Adam Trepac	 SVK Slovakia	1:14:58	+17:20	9:41	
52	Tomas Kasza	 SVK Slovakia	1:14:58	+17:20	9:41	
54	Kasparas Murenas	 LTU Lithuania	1:15:03	+17:25	9:41	
55	Gunnar Fovaeus	 SWE Sweden	1:15:09	+17:31	9:42	
56	Nazarii Danyliuk	 UKR Ukraine	1:15:16	+17:38	9:43	
57	Krzysztof Wojtowicz	 POL Poland	1:15:23	+17:45	9:44	

Plac	Name	Organisation	Time	Diff	Km time	R
57	Gustavs Stana	 LAT Latvia	1:15:23	+17:45	9:44	
59	Renno Merenakk	 EST Estonia	1:15:25	+17:47	9:44	
60	Sam Woolford	 AUS Australia	1:15:55	+18:17	9:48	
61	Ewan Musgrave	 GBR Great Britain	1:16:38	+19:00	9:54	
62	Tamas Balatoni	 HUN Hungary	1:16:42	+19:04	9:54	
63	Mathias Lataste	 FRA France	1:16:44	+19:06	9:54	
64	Sam Griffin	 GBR Great Britain	1:16:55	+19:17	9:56	
65	Oliver Plassen Brandvol	 NOR Norway	1:18:16	+20:38	10:06	
66	Zefa Faavae	 NZL New Zealand	1:18:53	+21:15	10:11	
67	Alec Le Helloco	 CAN Canada	1:19:30	+21:52	10:16	
68	Davis Vintiss	 LAT Latvia	1:19:57	+22:19	10:19	
69	Nikola Kostic	 SRB Serbia	1:19:58	+22:20	10:19	
70	Edoardo Pellegrino Tecco	 ITA Italy	1:20:00	+22:22	10:20	
71	Jorn Kennis	 BEL Belgium	1:20:21	+22:43	10:22	
72	Joel Golsater	 SWE Sweden	1:20:32	+22:54	10:24	
73	Vincent Kunckel	 GER Germany	1:20:36	+22:58	10:24	
74	Yurii Skvortsov	 UKR Ukraine	1:20:40	+23:02	10:25	
75	Ioan Iacob	 ROU Romania	1:21:03	+23:25	10:28	
76	Elias Lehtonen	 FIN Finland	1:21:24	+23:46	10:31	
77	Daniel Genchev	 BUL Bulgaria	1:21:50	+24:12	10:34	
78	Simon Tobler	 AUT Austria	1:22:21	+24:43	10:38	
79	Arthur Perrin	 FRA France	1:22:22	+24:44	10:38	
80	Adam Balint	 HUN Hungary	1:23:01	+25:23	10:43	
81	Till Buchberger	 GER Germany	1:23:44	+26:06	10:49	
82	Oleh Pepryk	 UKR Ukraine	1:24:08	+26:30	10:52	
83	Endre Jancsik	 ROU Romania	1:24:30	+26:52	10:55	
84	Nejc Turk	 SLO Slovenia	1:25:01	+27:23	10:59	
85	Jussi Ankelo	 FIN Finland	1:25:54	+28:16	11:05	
86	Ayberk Keskin	 TUR Turkiye	1:27:18	+29:40	11:16	
87	Moritz Lucke	 GER Germany	1:28:33	+30:55	11:26	
88	Tobias Olloz	 DEN Denmark	1:29:01	+31:23	11:30	
89	Justas Klevinskas	 LTU Lithuania	1:29:49	+32:11	11:36	
90	Joris Smet	 BEL Belgium	1:30:18	+32:40	11:40	
91	Maayan Levi	 ISR Israel	1:30:27	+32:49	11:41	
92	Yoni Levinson	 ISR Israel	1:31:29	+33:51	11:49	
93	Huseyin Yuce	 TUR Turkiye	1:31:30	+33:52	11:49	
94	Dinis Lopes	 POR Portugal	1:32:25	+34:47	11:56	
95	Toby Cazzolato	 AUS Australia	1:33:20	+35:42	12:03	
96	Halil Ozdemir	 TUR Turkiye	1:34:25	+36:47	12:11	
97	Marek Dolny	 SVK Slovakia	1:34:58	+37:20	12:16	
98	David Hreniuc	 ROU Romania	1:35:20	+37:42	12:19	
99	Wiktor Muller	 POL Poland	1:36:18	+38:40	12:26	
100	Huseyin emre Kaymakci	 TUR Turkiye	1:45:16	+47:38	13:36	
101	Andrei Galateanu	 ROU Romania	1:45:36	+47:58	13:38	
102	Andrej Damjanovic	 SRB Serbia	1:46:34	+48:56	13:46	
103	Sahar Eshel	 ISR Israel	1:48:54	+51:16	14:04	

Plac	Name	Organisation	Time	Diff	Km time	R
104	Rodrigo Lima	 POR Portugal	1:58:38	+1:01:00	15:19	
105	Afonso Ferreira	 POR Portugal	2:02:46	+1:05:08	15:51	
106	Marko Jurac	 CRO Croatia	2:07:12	+1:09:34	16:26	
107	Joshua Hoare	 IRL Ireland	2:08:08	+1:10:30	16:33	
	Srdjan Popovic	 SRB Serbia	mispunched			
	Marek Siegert	 GER Germany	mispunched			
	Louis Bourgeois	 BEL Belgium	did not finish			
	Felix Hunt	 NZL New Zealand	did not finish			

Please report errors in the result list to the organiser.