

































Official results for Middle Qualification

Name: Middle Qualification
 Organiser:  Switzerland
 Date: 8 May 2018

Men Heat 1 3 500 m, 41 starting competitors

Plac	Name	Organisation	Time	Diff	Km time	FH
1	Fabian Hertner	 Switzerland	24:50		7:05	A
2	Matthias Kyburz	 Switzerland	25:47	+0:57	7:22	A
3	Milos Nykodym	 Czech Republic	26:33	+1:43	7:35	A
3	Oleksandr Kratov	 Ukraine	26:33	+1:43	7:35	A
5	Gaute Hallan Steiwer	 Norway	26:59	+2:09	7:42	A
6	Robert Merl	 Austria	27:00	+2:10	7:42	A
7	Olav Lundanes	 Norway	27:07	+2:17	7:44	A
8	Olli Markus Taivainen	 Finland	27:11	+2:21	7:46	A
9	Riccardo Scalet	 Italy	27:19	+2:29	7:48	A
10	Joey Hadorn	 Switzerland	27:27	+2:37	7:50	A
11	Nicolas Rio	 France	27:35	+2:45	7:52	A
12	Soren Bobach	 Denmark	27:46	+2:56	7:56	A
13	Ralph Street	 Great Britain	27:47	+2:57	7:56	A
14	Philippe Adamski	 France	28:31	+3:41	8:08	A
15	Lauri Sild	 Estonia	29:25	+4:35	8:24	A
16	Daniel Hajek	 Czech Republic	29:31	+4:41	8:26	A
16	Andreu Blanes	 Spain	29:31	+4:41	8:26	A
18	Artem Panchenko	 Ukraine	30:15	+5:25	8:38	
19	Emil Svensk	 Sweden	30:29	+5:39	8:42	
20	Hannu Airila	 Finland	30:38	+5:48	8:45	
21	Roberto Dallavalle	 Italy	30:45	+5:55	8:47	
22	Moritz Doellgast	 Germany	30:55	+6:05	8:50	
23	Luis Nogueira	 Spain	31:28	+6:38	8:59	
24	Martins Sirmais	 Latvia	31:50	+7:00	9:05	
25	Dmitry Tsvetkov	 Russia	33:04	+8:14	9:26	
26	Bogya Tamas	 Romania	33:36	+8:46	9:36	
27	Michal Olejnik	 Poland	34:22	+9:32	9:49	
28	Nitsan Yasur	 Israel	35:37	+10:47	10:10	
29	Mattija Razum	 Croatia	36:03	+11:13	10:18	
30	William Gardner	 Great Britain	36:23	+11:33	10:23	
31	Andris Kivlenieks	 Latvia	37:42	+12:52	10:46	
32	Tim Robertson	 New Zealand	38:23	+13:33	10:58	
33	Sergei Rjabysjkin	 Estonia	38:41	+13:51	11:03	
34	Mantas Martinkus	 Lithuania	40:34	+15:44	11:35	
35	Stefan Yordanov	 Bulgaria	41:36	+16:46	11:53	
36	Dimitar Zhelyazkov	 Bulgaria	42:00	+17:10	12:00	
37	Wieland Kundisch	 Germany	42:30	+17:40	12:08	
38	Gheorghe Fala	 Moldova	48:57	+24:07	13:59	
39	Tom Drygalski	 Belgium	50:02	+25:12	14:17	
0	Joao Mega Figueiredo	 Portugal	mispunched			
0	Gustav Bergman	 Sweden	mispunched			

Men Heat 2 3 600 m, 42 starting competitors

Plac	Name	Organisation	Time	Diff	Km time	FH
1	Florian Howald	 Switzerland	26:57		7:29	A
2	Olli Ojanaho	 Finland	27:04	+0:07	7:31	A
3	Johan Runesson	 Sweden	27:34	+0:37	7:39	A
4	Valentin Novikov	 Russia	27:36	+0:39	7:40	A
5	Vojtech Kral	 Czech Republic	27:48	+0:51	7:43	A
6	Frederic Tranchand	 France	27:49	+0:52	7:43	A
7	Sebastian Inderst	 Italy	28:31	+1:34	7:55	A
8	Tommy Hayes	 New Zealand	29:17	+2:20	8:08	A
9	Mathias Peter	 Austria	29:33	+2:36	8:12	A
10	Vojtech Sykora	 Czech Republic	29:38	+2:41	8:13	A
11	Jonas Egger	 Switzerland	29:49	+2:52	8:16	A
12	Alexander Chepelin	 Great Britain	29:53	+2:56	8:18	A
13	Magne Daehli	 Norway	30:02	+3:05	8:20	A
14	Vincent Coupat	 France	30:10	+3:13	8:22	A
15	Jonas Vytautas Gvildys	 Lithuania	30:15	+3:18	8:24	A
16	Magnus Dewett	 Denmark	30:47	+3:50	8:33	A
17	Paul Sirum	 Norway	30:55	+3:58	8:35	A
17	Denys Shcherbakov	 Ukraine	30:55	+3:58	8:35	A
19	Kristo Heinmann	 Estonia	31:17	+4:20	8:41	
20	Chris Smithard	 Great Britain	31:32	+4:35	8:45	
20	Timo Sild	 Estonia	31:32	+4:35	8:45	
22	Gernot Kerschbaumer	 Austria	31:50	+4:53	8:50	
23	Ivaylo Kamenarov	 Bulgaria	32:40	+5:43	9:04	
24	Michele Caraglio	 Italy	32:41	+5:44	9:04	
25	Yury Tambasov	 Russia	32:42	+5:45	9:05	
26	Ahmet Kacmaz	 Turkey	33:25	+6:28	9:16	
27	Eduardo Gil Marcos	 Spain	34:07	+7:10	9:28	
28	Elias Kuukka	 Finland	34:32	+7:35	9:35	
29	Bryan Russelkeely	 Australia	34:57	+8:00	9:42	
30	Christoph Prunsche	 Germany	35:01	+8:04	9:43	
31	Morten Jorgensen	 United States of America	36:19	+9:22	10:05	

Plac	Name	Organisation	Time	Diff	Km time	FH
32	George Emilian Minoiu	Romania	36:42	+9:45	10:11	
33	Piotr Parfianowicz	Poland	39:58	+13:01	11:06	
34	Asaf Avner	Israel	42:17	+15:20	11:44	
35	Felix Spaeth	Germany	43:41	+16:44	12:08	
36	Oleksii Savchenko	Ukraine	48:38	+21:41	13:30	
0	Teodor Yordanov	Bulgaria	mispunched			
0	Tristan Bloemen	Belgium	mispunched			
0	Albin Rodefelt	Sweden	mispunched			
0	Davis Dislers	Latvia	mispunched			
0	Andris Jubelis	Latvia	mispunched			
0	Matjaz Stanfel	Croatia	mispunched			

Men Heat 3 3 500 m, 41 starting competitors

Plac	Name	Organisation	Time	Diff	Km time	FH
1	Daniel Hubmann	Switzerland	24:53		7:06	A
2	Andreas Kyburz	Switzerland	25:50	+0:57	7:22	A
3	Ruslan Glibov	Ukraine	26:21	+1:28	7:31	A
4	Lucas Basset	France	26:50	+1:57	7:40	A
5	Pavel Kubat	Czech Republic	26:59	+2:06	7:42	A
6	Mattia Debertolis	Italy	27:13	+2:20	7:46	A
7	Eskil Kinneberg	Norway	27:26	+2:33	7:50	A
8	Quentin Rauturier	France	27:29	+2:36	7:51	A
9	Philipp Mueller	Germany	28:05	+3:12	8:01	A
10	Bartosz Pawlak	Poland	28:11	+3:18	8:03	A
11	Matthias Reiner	Austria	28:17	+3:24	8:04	A
12	Antonio Martinez Perez	Spain	28:28	+3:35	8:08	A
13	Aleksi Niemi	Finland	28:48	+3:55	8:13	A
14	Dmitrii Poliakov	Russia	29:28	+4:35	8:25	A
15	Ivan Sirakov	Bulgaria	29:34	+4:41	8:26	A
16	Anton Salmenkyla	United States of America	29:39	+4:46	8:28	A
16	Alasdair Mcleod	Great Britain	29:39	+4:46	8:28	A
18	Arturs Paulins	Latvia	29:46	+4:53	8:30	A
19	Alan Cherry	Great Britain	29:48	+4:55	8:30	
20	Martin Regborn	Sweden	29:56	+5:03	8:33	
21	Uldis Upitis	Latvia	30:30	+5:37	8:42	
22	Igor Popov	Russia	30:47	+5:54	8:47	
23	Thomas Natvig Arstad	Norway	30:48	+5:55	8:48	
24	Algirdas Bartkevicius	Lithuania	30:55	+6:02	8:50	
25	Fredric Portin	Finland	31:06	+6:13	8:53	
26	Kenny Kivikas	Estonia	31:14	+6:21	8:55	
27	Sebastian Ken Baumann	Japan	31:27	+6:34	8:59	
28	Itay Manor	Israel	31:35	+6:42	9:01	
29	Bjarne Friedrichs	Germany	31:43	+6:50	9:03	
30	Tomas Kubelka	Czech Republic	33:00	+8:07	9:25	
31	Rafael Miguel	Portugal	33:05	+8:12	9:27	
32	Eric Borjeskog	Sweden	33:44	+8:51	9:38	
33	Bjoern Cederberg	Denmark	33:53	+9:00	9:40	
34	Vitalii Hychko	Ukraine	35:18	+10:25	10:05	
35	Michal Krajcik	Slovakia	36:11	+11:18	10:20	
36	Alexandru Blejdea	Romania	36:17	+11:24	10:22	
37	Alessio Tenani	Italy	36:29	+11:36	10:25	
38	Apostol Atanasov	Bulgaria	38:40	+13:47	11:02	
39	Francois van der Ouderaa	Belgium	44:07	+19:14	12:36	
40	Andres Saetalu	Estonia	45:32	+20:39	13:00	
0	Roman Ciobanu	Romania	mispunched			
0	Henry McNulty	Australia	did not start			

Women Heat 1 3 000 m, 33 starting competitors

Plac	Name	Organisation	Time	Diff	Km time	FH
1	Marika Teini	Finland	26:30		8:50	A
2	Tove Alexandersson	Sweden	27:23	+0:53	9:07	A
3	Denisa Kosova	Czech Republic	27:49	+1:19	9:16	A
4	Annika Rihma	Estonia	28:09	+1:39	9:23	A
5	Inga Dambe	Latvia	28:14	+1:44	9:24	A
6	Lisa Risby	Sweden	28:23	+1:53	9:27	A
7	Sofie Bachmann	Switzerland	29:09	+2:39	9:43	A
8	Jo Shepherd	Great Britain	29:10	+2:40	9:43	A
9	Ingjerd Myhre	Norway	29:13	+2:43	9:44	A
10	Sarina Jenzer	Switzerland	29:23	+2:53	9:47	A
11	Marianne Haug	Estonia	29:50	+3:20	9:56	A
12	Vendula Horcickova	Czech Republic	30:13	+3:43	10:04	A
13	Ingeborg Eide	Norway	30:22	+3:52	10:07	A
13	Viola Zagonel	Italy	30:22	+3:52	10:07	A
15	Svetlana Mironova	Russia	30:26	+3:56	10:08	A
16	Isia Basset	France	30:32	+4:02	10:10	A
17	Vanessa Round	Australia	30:36	+4:06	10:12	A
18	Jessica Tullie	Great Britain	30:37	+4:07	10:12	A
19	Kristina Ivanova	Bulgaria	31:16	+4:46	10:25	
20	Laura Robertson	New Zealand	31:21	+4:51	10:27	
21	Liga Valdmene	Latvia	33:53	+7:23	11:17	
22	Nadiya Volynska	Ukraine	33:56	+7:26	11:18	
23	Filipa Rodrigues	Portugal	34:16	+7:46	11:25	

Plac	Name	Organisation	Time	Diff	Km time	FH
24	Emma Bjessmo	Sweden	34:46	+8:16	11:35	
25	Liliana Gotseva	Bulgaria	34:53	+8:23	11:37	
26	Kirsi Nurmi	Finland	35:18	+8:48	11:46	
27	Nicole Scalet	Italy	35:22	+8:52	11:47	
28	Caroline Gjotterup	Denmark	35:34	+9:04	11:51	
29	Zuzanna Kubicka	Poland	35:48	+9:18	11:56	
30	Anastasia Rudnaya	Russia	37:20	+10:50	12:26	
31	Arntraut Goetsch	Germany	38:42	+12:12	12:54	
0	Marta Guijo Alonso	Spain		mispunched		
0	Patricia Nieke	Germany		mispunched		
0	Carina Polzer	Austria		did not start		

Women Heat 2 3 000 m, 33 starting competitors

Plac	Name	Organisation	Time	Diff	Km time	FH
1	Julia Gross	Switzerland	26:52		8:57	A
2	Natalia Gemperle	Russia	27:59	+1:07	9:19	A
3	Anja Arbter	Austria	29:48	+2:56	9:56	A
4	Susen Loesch	Germany	29:57	+3:05	9:59	A
5	Adela Indrakova	Czech Republic	30:55	+4:03	10:18	A
6	Tuula Viberg	Finland	30:58	+4:06	10:19	A
7	Lilian Forsgren	Sweden	31:04	+4:12	10:21	A
8	Lina Strand	Sweden	31:16	+4:24	10:25	A
9	Tereza Janosikova	Czech Republic	31:45	+4:53	10:35	A
10	Anna Nilsson Simkovic	Austria	32:14	+5:22	10:44	A
11	Laura Vike	Latvia	32:18	+5:26	10:46	A
12	Catherine Taylor	Great Britain	32:46	+5:54	10:55	A
13	Francesca Tauffer	Italy	33:18	+6:26	11:06	A
14	Kine Hallan Steiwer	Norway	33:33	+6:41	11:11	A
15	Evely Kaasiku	Estonia	33:34	+6:42	11:11	A
16	Dorothea Mueller	Germany	33:45	+6:53	11:15	A
17	Gabija Razaityte	Lithuania	33:48	+6:56	11:16	A
18	Paula Gross	Switzerland	34:14	+7:22	11:24	
19	Amanda Falck Weber	Denmark	34:24	+7:32	11:28	
20	Carlotta Scalet	Italy	34:37	+7:45	11:32	
21	Iliana Ilieva	Bulgaria	34:41	+7:49	11:33	
22	Carolina Delgado	Portugal	34:48	+7:56	11:36	
23	Lotta Karhola	Finland	34:53	+8:01	11:37	
24	Maele Beauvir	France	36:21	+9:29	12:07	
25	Olena Pitirimova	Ukraine	36:46	+9:54	12:15	
26	Jasmine Neve	Australia	37:12	+10:20	12:24	
27	Anastasiia Borovkova	Russia	38:03	+11:11	12:41	
28	Aleksandra Hornik	Poland	38:09	+11:17	12:43	
29	Maiki Maalberg	Estonia	39:00	+12:08	13:00	
30	Marie Olausen	Norway	46:27	+19:35	15:29	
31	Violeta Feliciano Sanjuan	Spain	46:35	+19:43	15:31	
32	Kateryna Dzema	Ukraine	47:57	+21:05	15:59	
33	Yasna Petrova	Bulgaria	48:01	+21:09	16:00	

Women Heat 3 3 000 m, 33 starting competitors

Plac	Name	Organisation	Time	Diff	Km time	FH
1	Jana Knapova	Czech Republic	27:10		9:03	A
2	Andrine Benjaminsen	Norway	27:55	+0:45	9:18	A
3	Silje Ekroll Jahren	Norway	28:09	+0:59	9:23	A
4	Tatyana Riabkina	Russia	28:15	+1:05	9:25	A
5	Ursula Kadan	Austria	28:21	+1:11	9:27	A
6	Sabine Hauswirth	Switzerland	29:23	+2:13	9:47	A
7	Lenka Mechlova	Czech Republic	29:46	+2:36	9:55	A
8	Simona Aebersold	Switzerland	29:54	+2:44	9:58	A
9	Miri Thrane Oedum	Denmark	30:04	+2:54	10:01	A
10	Maija Sianoja	Finland	30:11	+3:01	10:03	A
11	Lea Vercellotti	France	30:17	+3:07	10:05	A
12	Sofia Haajanen	Finland	30:18	+3:08	10:06	A
13	Charlotte Watson	Great Britain	31:00	+3:50	10:20	A
14	Laura Ramstein	Austria	31:42	+4:32	10:34	A
15	Helena Bergman	Sweden	32:13	+5:03	10:44	A
16	Anna Serrallonga Arques	Spain	32:18	+5:08	10:46	A
16	Ausrine Kutkaite	Lithuania	32:18	+5:08	10:46	A
18	Yulia Novikova	Russia	32:23	+5:13	10:47	
19	Sara Hagstrom	Sweden	32:27	+5:17	10:49	
20	Olha Panchenko	Ukraine	32:34	+5:24	10:51	
21	Sandra Grosberga	Latvia	33:55	+6:45	11:18	
22	Kerstin Uiboupin	Estonia	34:59	+7:49	11:39	
23	Anna Reinhardt	Germany	35:01	+7:51	11:40	
24	Anna Caglio	Italy	35:02	+7:52	11:40	
25	Irene Pozzebon	Italy	35:29	+8:19	11:49	
26	Hanna Wisniewska	Poland	36:08	+8:58	12:02	
27	Aislinn Prendergast	Australia	36:45	+9:35	12:15	
28	Irita Pukite	Latvia	37:58	+10:48	12:39	
29	Emine Sezgunsay	Turkey	43:36	+16:26	14:32	
30	Alicia Friberg	Spain	45:52	+18:42	15:17	
31	Paula Starke	Germany	46:26	+19:16	15:28	
32	Antoaneta Dyaksova	Bulgaria	46:37	+19:27	15:32	

Plac	Name	Organisation	Time	Diff	Km time	FH
33	Andreya Dyaksova	 Bulgaria	51:15	+24:05	17:05	

Please report errors in the result list to the organiser.